东莞市高钺达电子科技有限公司
惠州市高钺达光电科技有限公司

承　　认　　书
SPECIFICATION FOR APPROVAL

Customer　　：_____

Description　　：WAF0.8间距立贴卧贴系列

PartNo　　：_____

Customer P/N　　：_____

东莞市高钺达电子科技有限公司			客　　户	
工程承认章			工程承认章	
品管承认章			品管承认章	

TAIWAN FACTORY:協昌精密工業股份有限公司
ADD: NO.95 Twopart Southharbour road,Taibei,Taiwan.CHINA
地址:中国臺灣台北市南港路二段 95 號
TEL:02-27884666　　FAX: 02-26535492
http:www.twshetime.com
CHINA FACTORY:东莞市高钺达电子科技有限公司
地址东莞市大岭山镇太公岭村莞长路110号2栋
TEL:13570841301 微信同号
E-mail:szgaosuda@163.com

WWW.DZYJZJ.COM

REV	ECN No.	DESCRIPTION	DATE
A	EC-25050901	RELEASE	2025-05-09

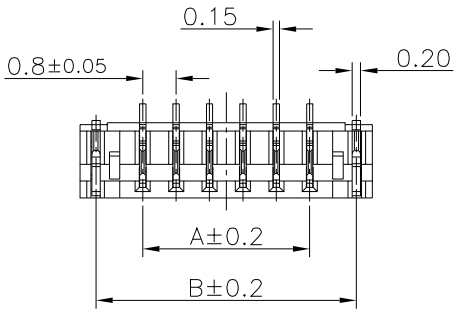

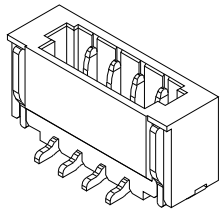

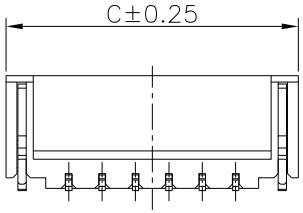

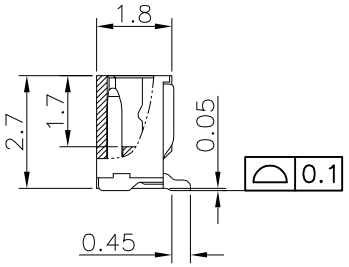

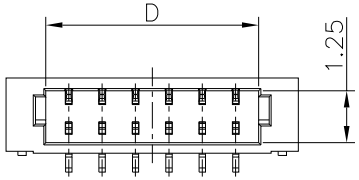

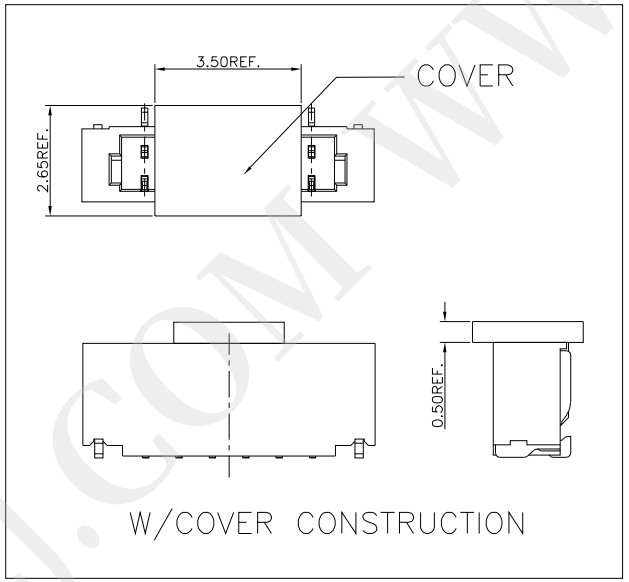

No. of Contacts	DIM A	DIM B	DIM C	DIM D
2	0.8	3.04	3.8	1.9
3	1.6	3.84	4.6	2.7
4	2.4	4.64	5.4	3.5
5	3.2	5.44	6.2	4.3
6	4.0	6.24	7.0	5.1
7	4.8	7.04	7.8	5.9
8	5.6	7.84	8.6	6.7
9	6.4	8.64	9.4	7.5
10	7.2	9.44	10.2	8.3
11	8.0	10.24	11.0	9.1
12	8.8	11.04	11.8	9.9
13	9.6	11.84	12.6	10.7
14	10.4	12.64	13.4	11.5
15	11.2	13.44	14.2	12.3
16	12.0	14.24	15.0	13.1
17	12.8	15.04	15.8	13.9
18	13.6	15.84	16.6	14.7
19	14.4	16.64	17.4	15.5
20	15.2	17.44	18.2	16.3

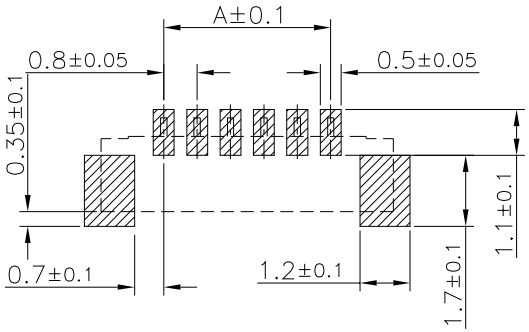

PCB Layout

NOTES:
1.CONNECTOR SURFACE CLEAN, NO RUST, OXIDE, CRACKS, MISSING CORES, BURRS, AND OTHER MACHINERY DAMAGE.
2.HOUSING:LCP,COLOR:NATURAL.
3.CONTACTS:PHOSPHOR BRONZE TIN PLATING.
FITTING NAIL:PHOSPHOR BRONZE TIN PLATING.

东莞市高钺达电子科技有限公司
惠州市高钺达光电科技有限公司

NAME(INTENDED USE)
CUSTOMER DRAWING

APPROVALS	DATE	TOLERANCES UNLESS OTHERWISE SPECIFIED	
DR: LJ	2025.05.09	X.±0.30	X.±5°
CHKD: LJ	2025.05.09	.X±0.25	.X±3°
APPD:	2025.05.09	.XX±0.20	.XX±1°

PART NO.: 7400-XXA3-TG

DESCRIPTION: 0.8-NP立贴加盖,卷装,亮锡,LCP

SIZE	UNITS	SCALE	SHEET
A4	mm	1:1	1/1

WWW.DZYZI.COM

REV	ECN No.	DESCRIPTION	DATE
A	EC-23110901	RELEASE	2023.11.09
B	EC-25062302	CHANGE PACKING Q'TY	2025.06.23

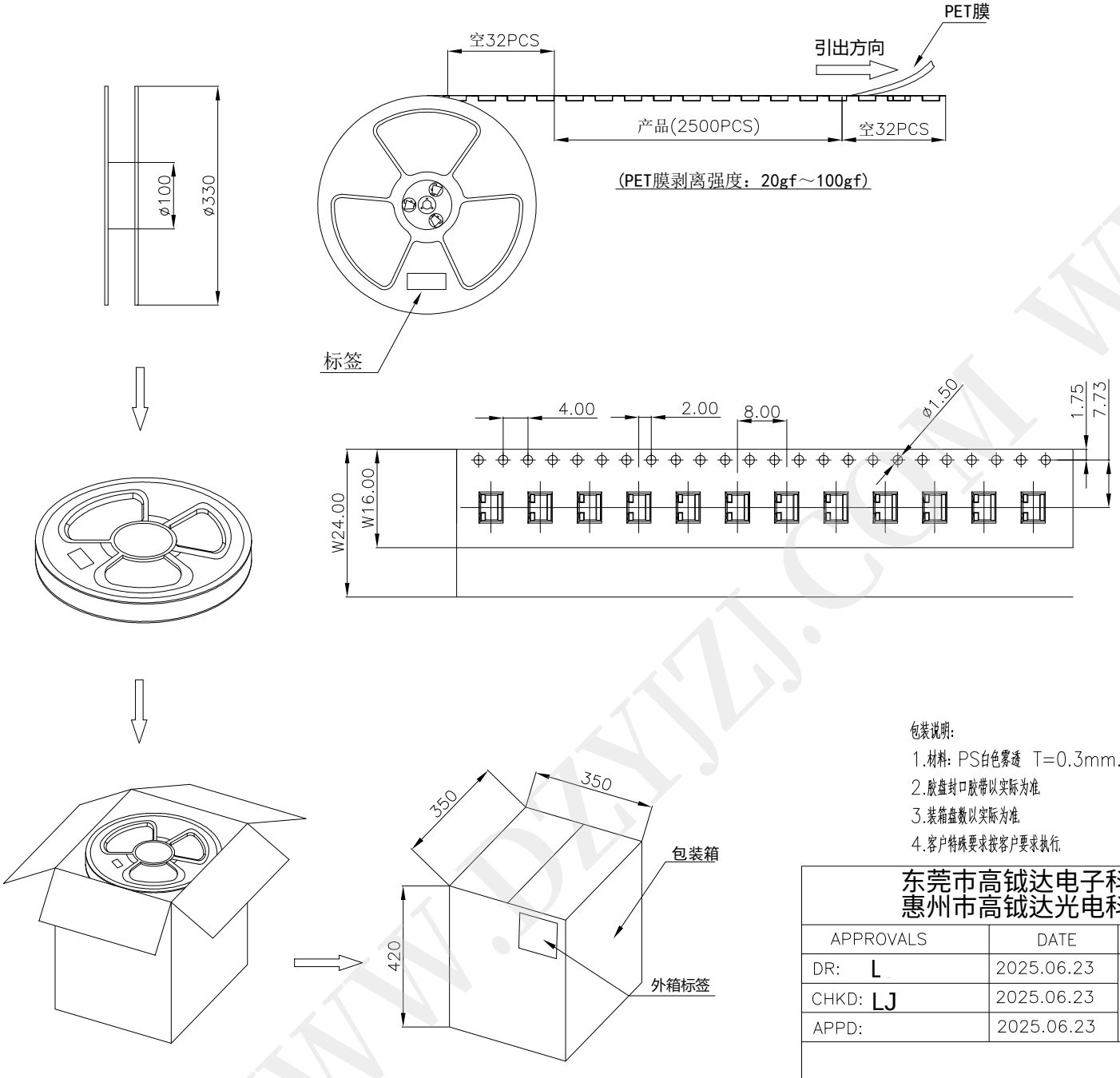

包装说明:

1.材料: PS白色雾透 T=0.3mm.
2.胶盘封口胶带以实际为准.
3.装箱盘数以实际为准.
4.客户特殊要求按客户要求执行.

产品型号	带宽W	包装数量	装箱数量
0.8-2P~7P立贴	16mm	2500/RELL	20R
0.8-8P~16P立贴	24mm		14R

东莞市高钺达电子科技有限公司
惠州市高钺达光电科技有限公司

NAME(INTENDED USE)
PACKING DRAWING

APPROVALS	DATE	TOLERANCES UNLESS OTHERWISE SPECIFIED	
DR: L	2025.06.23	X.±0.30	X.±5°
CHKD: LJ	2025.06.23	.X±0.25	.X±3°
APPD:	2025.06.23	.XX±0.20	.XX±1°

PART NO.:
7400-XXA3-TG

DESCRIPTION:
0.8-nP立贴包装规范

SIZE	UNITS	SCALE	SHEET
A4	mm	1:1	1/1

WWW.DZYJZJ.COM

REV	ECN No.	DESCRIPTION	DATE
A	EC-25050901	RELEASE	2025-05-09

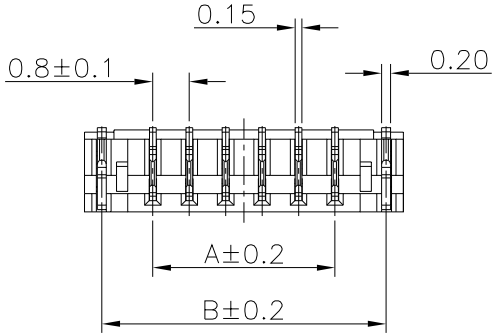

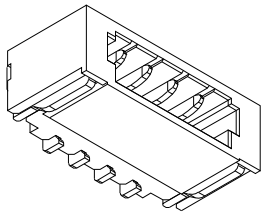

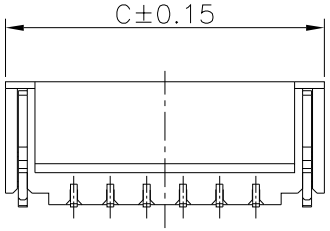

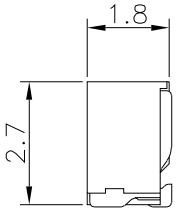

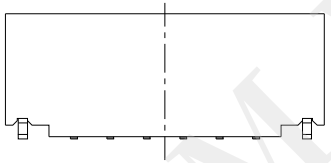

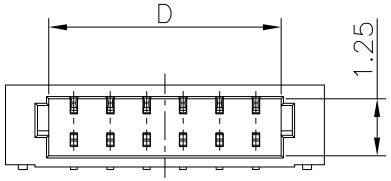

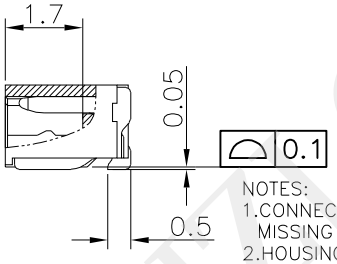

NOTES:
1.CONNECTOR SURFACE CLEAN, NO RUST, OXIDE, CRACKS, MISSING CORES, BURRS, AND OTHER MACHINERY DAMAGE.
2.HOUSING:LCP,COLOR:NATURAL.
3.CONTACTS:PHOSPHOR BRONZE TIN PLATING.
FITTING NAIL:PHOSPHOR BRONZE TIN PLATING.

No. of Contacts	DIM A	DIM B	DIM C	DIM D
2	0.8	3.04	3.8	1.9
3	1.6	3.84	4.6	2.7
4	2.4	4.64	5.4	3.5
5	3.2	5.44	6.2	4.3
6	4.0	6.24	7.0	5.1
7	4.8	7.04	7.8	5.9
8	5.6	7.84	8.6	6.7
9	6.4	8.64	9.4	7.5
10	7.2	9.44	10.2	8.3
11	8.0	10.24	11.0	9.1
12	8.8	11.04	11.8	9.9
13	9.6	11.84	12.6	10.7
14	10.4	12.64	13.4	11.5
15	11.2	13.44	14.2	12.3
16	12.0	14.24	15.0	13.1
17	12.8	15.04	15.8	13.9
18	13.6	15.84	16.6	14.7
19	14.4	16.64	17.4	15.5
20	15.2	17.44	18.2	16.3

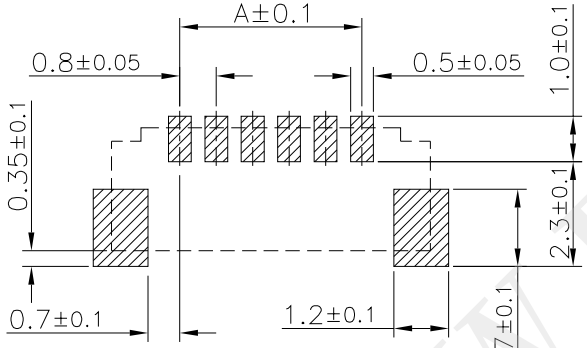

PCB Layout

东莞市高钺达电子科技有限公司
惠州市高钺达光电科技有限公司

NAME(INTENDED USE)
CUSTOMER DRAWING

APPROVALS	DATE	TOLERANCES UNLESS OTHERWISE SPECIFIED	
DR: LJ	2025.05.09	X.±0.30	X.±5°
CHKD: LJ	2025.05.09	.X±0.25	.X±3°
APPD:	2025.05.09	.XX±0.20	.XX±1°

PART NO.: 7400-XXA4-TG

DESCRIPTION: 0.8-NP卧贴,卷装,亮锡,LCP

SIZE	UNITS	SCALE	SHEET
A4	mm	1:1	1/1

WWW.DZYJJ.COM

REV	ECN No.	DESCRIPTION	DATE
A	EC-23110901	RELEASE	2023.11.09
B	EC-25062301	CHANGE PACKING Q'TY	2025.06.23

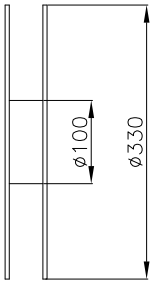

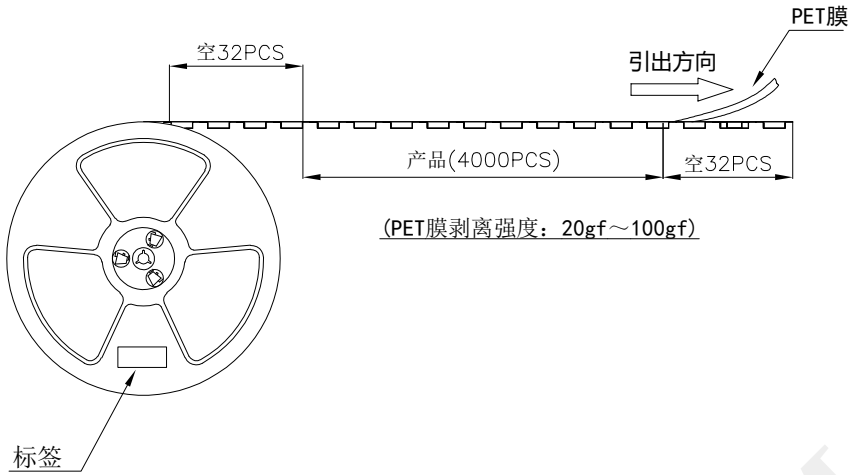

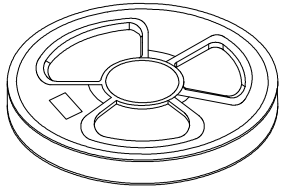

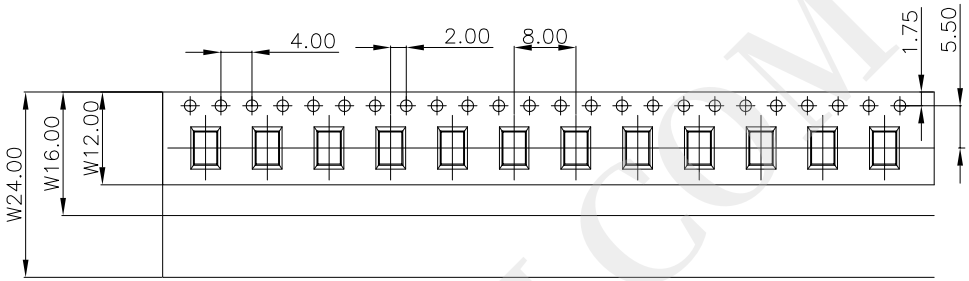

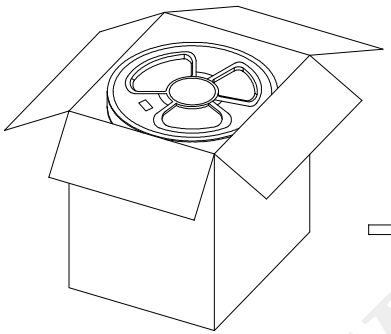

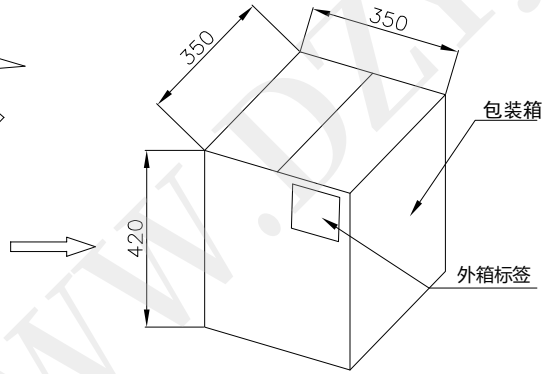

包装说明:

1.材料: PS白色雾透 T=0.3mm.
2.胶盘封口胶带以实际为准.
3.装箱盘数以实际为准.
4.客户特殊要求按客户要求执行.

产品型号	带宽W	包装数量	装箱数量
0.8-2P~3P卧贴	12mm	4000/RELL	25R
0.8-4P~8P卧贴	16mm		20R
0.8-9P~16P卧贴	24mm		14R

东莞市高钺达电子科技有限公司
惠州市高钺达光电科技有限公司

NAME(INTENDED USE)
PACKING DRAWING

APPROVALS	DATE	TOLERANCES UNLESS OTHERWISE SPECIFIED	
DR: LJ	2025.06.23	X.±0.30	X.±5°
CHKD: LJ	2025.06.23	.X±0.25	.X±3°
APPD:	2025.06.23	.XX±0.20	.XX±1°

PART NO.: 7400-XXA4-TG

DESCRIPTION: 0.8-nP卧贴包装规范

SIZE	UNITS	SCALE	SHEET
A4	mm	1:1	1/1

WWW.DZYJZJ.COM

产品规格书 PRODUCT SPECIFICATION

此份产品规格适用于WB08A系列连接器的产品功能，测试方法及质量要求

This product specification covers the performance, tests and quality requirements for the WB08A series connector

1. 产品名称

Part name

No.	Part No.	Part Name
1		0.8-NP胶壳,管装,刺破,V0,750
2		0.8-NY,胶壳,袋装,V0,750
3		0.8-NP卧贴,卷装,镀金,LCP
4		0.8-NP立贴加盖,卷装,镀金,LCP
5		0.8-NP卧贴,卷装,亮锡,LCP
6		0.8-NP立贴加盖,卷装,亮锡,LCP
7		0.8-TE,先冲后镀,卷装,磷铜,亮锡
8		0.8-NP立贴加盖,卷装,亮锡,LCP,黑
9		0.8-NP卧贴,卷装,亮锡,LCP,黑

2. 结构尺寸,材料及表面处理

Dimensions,Material&Plating

2.1 产品的设计，结构及尺寸应符合产品图面

Construction and dimensions shall be in accordance with the attached drawings.

2.2 材料和表面处理如下规格

Material and surface finish shall be as specified below

No.	Part	Material	UL flame class	GWT	Finish,Color
1	基座 Header	LCP	UL94V-0	850	本色 Natural
2	插针 Pin	Phosphor Bronze	---	---	镀锡/镀金 Sn/Au over Ni Plating
3	胶壳 Housing	PA66	UL94V-0	750	本色 Natural
4	端子 Terminal	Phosphor Bronze	---	---	镀金 Au over Ni Plating
5	焊片 Fitting-Nail	Phosphor Bronze	---	---	镀锡 Sn over Ni Plating

3.技术参数

Standard Data

- 间距Pitch:0.8mm
- 额定电流 Rated Current:0.7A AC,DC
- 额定电压Rated voltage :30V AC,DC
- 温度范围 Temperature range:-25℃ to +85℃
- 适用电线 Applicable wires:AWG36#
- 适用印制板厚度 Applicable PC board thickness:0.8mm

WWW.DZYIZJ.COM

4. 性能
Specification

4.1 电气性能
Electrical Performances

项目 Item	试验条件及方法 Procedure	要求 Requirement
接触阻抗 Contact Resistance	连接器在插合状态下，测试电流1mA,测试电压20mV max. Mate applicable connector and apply a maximum voltage of 20mV,and a current of 1mA .	30mΩ Max.
绝缘阻抗 Insulation Resistance	连接器在插合状态下，测试电压：250V DC,测试时间：60s，在相邻两接触件之间测试以及插针与地线之间施加电压测试。 Mate applicable connector and Apply a voltage of 250V DC for 1min,between adjacent terminals and between terminals to ground	100MΩ Min.
耐压 Dielectric Strength	连接器在插合状态下，测试电压：200V AC,测试时间：60s，在相邻两接触件之间是假电压以及插针与地线之间施加电压测试。 Mate applicable connector and Apply a voltage of 200V AC for 1 min.between adjacent terminals and between terminals to ground.	无击穿、闪络飞弧 No Breakdown
温度上升 Temperature Rise	连接器在插合状态下，通过最大允许电流，测量温度的差值 The test current specified in the individual standard is applied to each contact of the test connector and the temperature rise value between them is measured.	30℃ Max.

4.2 机械性能
Mechanical Performances

项目 Item	试验条件及方法 Procedure	要求 Requirement
外观 Appearance	目测，照明度：200~300Lx，目测距离：0.3~0.5m Vsual by eye，Lamp：200~300Lx，Visual distance: 0.3~0.5m	连接器表面清洁，无锈蚀、氧化、裂纹、缺芯、毛刺、及其它机械损伤，颜色一致，标志清晰。 The surface of the connector is clean, without rust, oxidation, cracks, missing cores, burrs, or other mechanical damage, with consistent color and clear markings.
互换性 Compatibility	常规使用条件 Standard usage conditions	相同型号规格的连接器能通用互换 Connectors of the same model and specification can be interchangeable.
插入力和拔出力 Insertion and Withdrawal Force	将连接器固定于推拉力计上，将针座以1-5mm/s的速度沿轴线方向插入孔座，插入时的力为插入力，分离时的力为拔出力 Apply Axial pull-in force on the connector,Insertion and withdraw connectors at the speed rate of 1~5mm/s.	插入力≤2-4Pin:14.7N,5-10Pin:19.6N Insertion force≤2-4Pin:14.7N,5-10Pin:19.6N 拔出力≥2-4Pin:1.96N,5-10Pin:3.43N Withdrawal Force≥2-4Pin:1.96N,5-10Pin:3.43N
焊片固定性 Fitting-Nail Retention Force	用推拉力计，每一焊片在要求的拉力（推力）下，不从外壳（基座）中脱出。 Apply axial push out force at the speed rate of not more 25mm/minute on the pin assembled in the base or the fitting-nail assembled in the housing.	孔座中每一焊片能承受2N拉力 Fitting-Nail retention force ≥2N
接触件固定性 Pin/Terminal Retention Force	用推拉力计，每一接触件在要求的拉力（推力）下，不从外壳（基座）中脱出。 Apply axial push out force at the speed rate of not more 25mm/minute on the pin assembled in the base or the terminal assembled in the housing.	孔座中每一接触件（孔座）能承受2.94N拉力；针座每一接触件（插针）能承受2.94N推力。 Pin retention force ≥2.94N Terminal retention force ≥2.94N

WWW.DZYJZJ.COM

4.2 机械性能
Mechanical Performances

项目 Item	试验条件及方法 Procedure	要求 Requirement
机械寿命 Repeated Insertion/Withdrawal	用针座沿孔座同轴方向以每分钟插拔10次的速率，插拔30次 When mated up to 30 cycles repeatedly by the rate of 10cycles/minute	接触电阻：40 mΩ max. Contact Resistance：40 mΩ max.
振动 Vibration	连接器插合，串联在直流电源上，电流100mA，模拟正常工作状态，并按如下条件进行振动试验： 振幅：0.35mm 振频：10-500Hz 1分钟 方向：X、Y、Z各轴线方向2H Mate Connectors : Amplitude : 0.35mm Sweep time : 10-500 Hz in minute Duration : 2 Hours in each X,Y,Z axes Electric current : 100mA	外观：无影响连接器正常使用的损伤。 Appearance：No Damage 接触电阻：40 mΩ Max. Contact Resistance：40mΩ Max. 中断：1μs Max. Discontinuity：1μs Max.

4.3 环境性能
Environmental Performances

项目 Item	试验条件及方法 Procedure	要求 Requirement
温度急变 Damage Heat	连接器在插合状态下进行测试： 低温：-25℃±2℃ 高温：+85℃±2℃ 暴露时间：30minutes 转换持续时间：≤30minutes 循环次数：2次 循环结束后恢复：2h Mate Connectors : Temperature: -30℃ (30min) → +85℃(30min) Number of cycles：2Cycle Recovery after cycle ends: 2 hours	外观：无影响连接器正常使用的损伤。 Appearance：No Damage 接触电阻：40 mΩ Max. Contact Resistance：40mΩ Max. 绝缘阻抗：100MΩ Min. Insulation Resistance：100MΩ Min. 耐压：200V/AC 无击穿、闪络飞弧 Dielectric Strength：200/AC No Breakdown
高温 Heat Resistance	连接器在插合状态下进行测试： 温度：+85℃±3℃ 时间：96h 再回到室温中放置2小时后测定 Mate Connectors : Temperature : +85±2℃ Duration : 96 hours Recovery time: 2 hours	外观：无影响连接器正常使用的损伤。 Appearance：No Damage 接触电阻：40 mΩ Max. Contact Resistance：40mΩ Max. 绝缘阻抗：100MΩ Min. Insulation Resistance：100MΩ Min. 耐压：200V/AC 无击穿、闪络飞弧 Dielectric Strength：200/AC No Breakdown
低温 Cold Resistance	连接器在插合状态下进行测试： 温度：-25℃±3℃ 时间：48h 再回到室温中放置2小时后测定 Mate Connectors : Temperature :-30℃±3℃ Duration : 48 hours Recovery time: 2 hours	外观：无影响连接器正常使用的损伤。 Appearance：No Damage 接触电阻：40 mΩ Max. Contact Resistance：40mΩ Max. 绝缘阻抗：100MΩ Min. Insulation Resistance：100MΩ Min. 耐压：200V/AC 无击穿、闪络飞弧 Dielectric Strength：200/AC No Breakdown

WWW.DZYIZJ.COM

4.3 环境性能
Environmental Performances

项目 Item	试验条件及方法 Procedure	要求 Requirement
恒定湿热 Humidity	连接器在插合状态下进行测试： 温度：40℃±2℃ 相对湿度：90-95% 状态下暴露96小时，再回到室温中放置2小时后测定 Mate Connectors : Temperature: 40 ± 2°C Relative humidity: 90-95% Duration: Recovery 2h after being exposed 96 hours.	外观：无影响连接器正常使用的损伤。 Appearance：No Damage 接触电阻：40 mΩ Max. Contact Resistance：40mΩ Max. 绝缘阻抗：100MΩ Min. Insulation Resistance：100MΩ Min. 耐压：200V/AC 无击穿、闪络飞弧 Dielectric Strength：200/AC No Breakdown
盐雾 Salt Spray	置于实验装置中进行测试 温度： 35 ± 2°C 浓度（重量比）：5%±1% 暴露24h后用清水冲洗，自然干燥后测试 Measure after test wash and leave to dry. Temperature: 35 ± 2°C Solution : 5%±1% Duration : 24HR	不露出底金属、无严重锈蚀(预镀材料允许冲切面有轻度腐蚀) Appearance:No Damage,No Discoloration,No Corrosion
可焊性 Solderability	锡炉温度： 235 ± 3°C 沾锡时间：2 ± 0.5s Solder Termperature : 235 ± 3°C Solder Duration: 2 ± 0.5 seconds	焊接端应容易被熔融焊料润湿，沾锡面积应占浸入面积的90%以上 Solder coverage : 90% Min.
耐焊接热 Resistance to Soldering Heat	把测试样品需要焊接的部位浸入锡炉中 温度：245 ± 5°C 时间：5 ±1 seconds 在正常的条件下恢复1h Dip the parts of the test sample that need to be solder into the solder Solder Temperature: 245 ± 5°C Solder Duration: 5 ±1 seconds Recovery time: 1 hour SMT: 温度:250±5℃ 时间:10±1S SMT: Solder Temperature: 250 ± 5°C Solder Duration: 10 ±1 seconds	连接器无变形、损伤、机械性能无影响 No Damage to Insulator material

5. 包装、运输、贮存
transportation, and storage
Markings

5.2 运输
Transportation

允许用任何方式运输，但需避雨、雪直淋和机械性损伤。
Transportation is allowed by any means, but it must be protected from rain, direct snow, and mechanical damage.

5.3 贮存
Storage

连接器应在环境温度为-10℃~40℃，相对湿度不大于80%，周围环境中没有酸性，碱性及其它腐蚀性气体的库房中贮存
The connectors should be stored in a warehouse with an ambient temperature of -10 ℃~40 ℃, a relative humidity of no more than 80%, and no acidic, alkaline, or other corrosive gases in the surrounding environment.

WWW.DZYJZ.COM

附录1 波峰焊参考温度曲线图

Appendix 1 Reference temperature graph for wave soldering

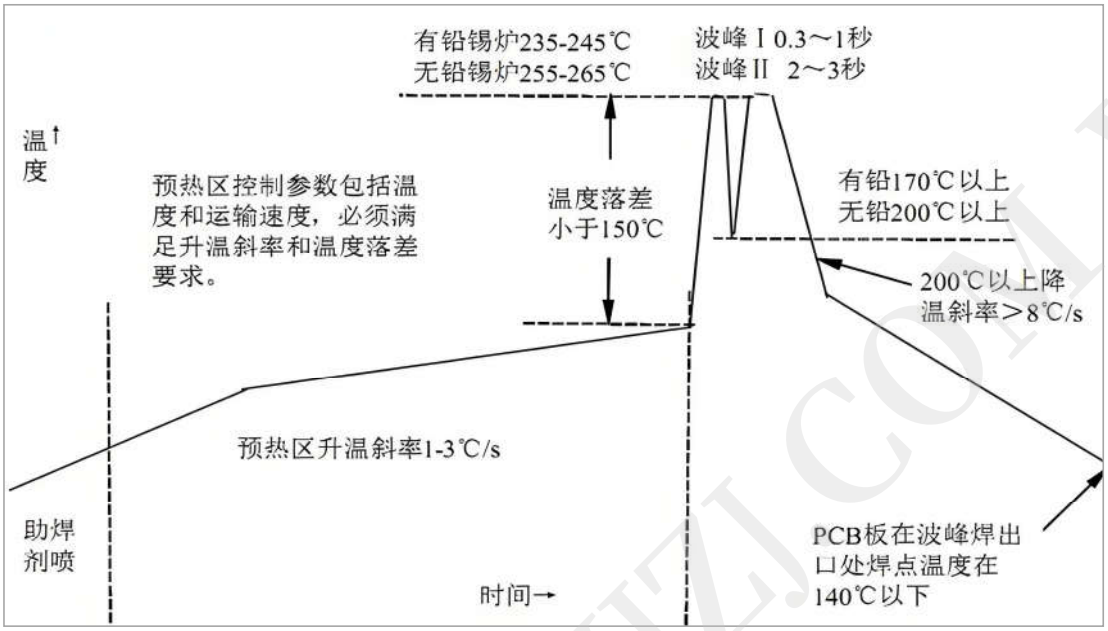

附录2 回流焊参考温度曲线图

Appendix 2 Reference temperature graph for reflow soldering

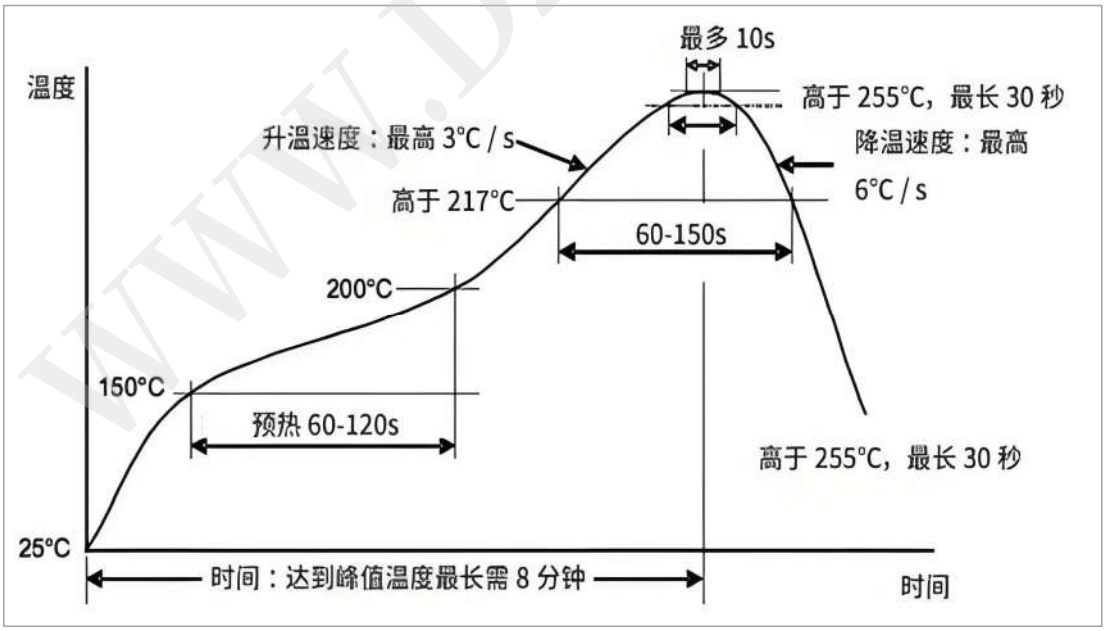

WWW.DZYIZI.COM