REV	DESCRIPTION	DESIGN	APPROVAL	DATE
A0	NEW VERSION	Colinye	Jerry	

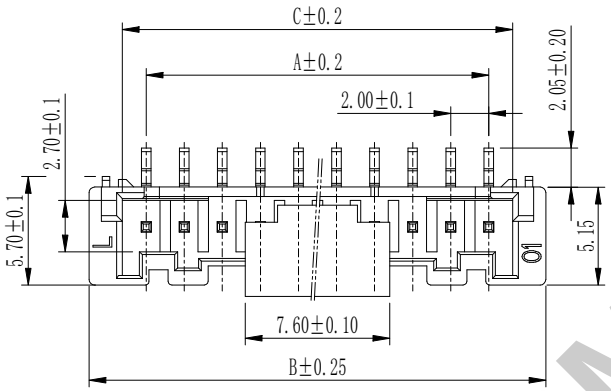

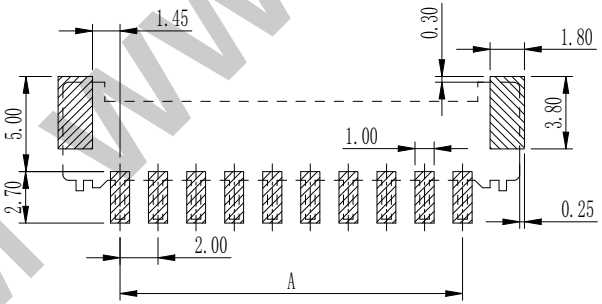

PCB LAYOUT

Main Spec Specifications/主要技术参数

1. Material/材质:
   - Housing/塑胶: PA6T, UL94 V-0; Natural(Beige)/本色(米黄色);
   - CAP/盖子: PA6T, UL94 V-0; Natural(Beige)/本色(米黄色);
   - Pin/针脚: Brass, Sn-Plated/黄铜, 镀锡;
   - Tab/焊片: Brass, Sn-Plated/黄铜, 镀锡;
2. Rated Current/额定电流: 3.0A AC/DC;
3. Rated Voltage/额定电压: 250V AC/DC;
4. Contact Resistance/接触电阻: ≤20mΩ;
5. Insulation Resistance/绝缘阻抗: ≥1000MΩ;
6. Withstand Voltage/耐电压: 800V AC/minute;
7. Temperature Range/工作温度: -25℃~+85℃
8. Poles/线数: 02 to 15 ;
9. Order information/编码原则: 991-XX1-7119
   - XX1 → Poles/线数

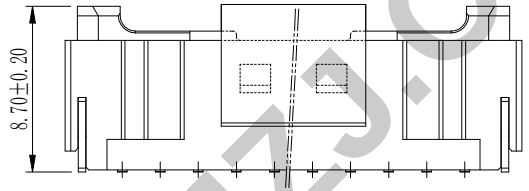

Schematic Diagram of 10、11、12、13、14、15-Hole

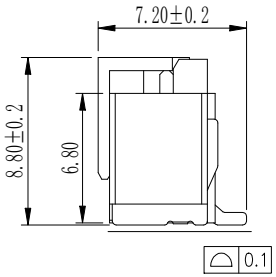

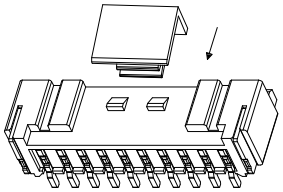

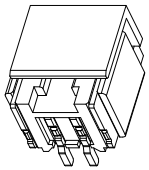

SCALE:2/1

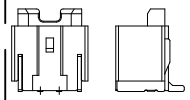

Schematic Diagram of 02-Hole

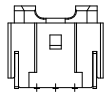

Schematic Diagram of 03-Hole

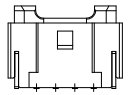

Schematic Diagram of 04-Hole

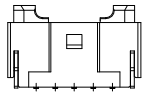

Schematic Diagram of 05、06-Hole

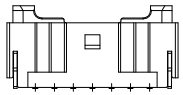

Schematic Diagram of 07、08、09-Hole

NO	P/N	DIM(mm)			NO	P/N	DIM(mm)		
		A	B	C			A	B	C
1	991-021-7119	2.00	8.00	4.55	8	991-091-7119	16.00	22.00	18.55
2	991-031-7119	4.00	10.00	6.55	9	991-101-7119	18.00	24.00	20.55
3	991-041-7119	6.00	12.00	8.55	10	991-111-7119	20.00	26.00	22.55
4	991-051-7119	8.00	14.00	10.55	11	991-121-7119	22.00	28.00	24.55
5	991-061-7119	10.00	16.00	12.55	12	991-131-7119	24.00	30.00	26.55
6	991-071-7119	12.00	18.00	14.55	13	991-141-7119	26.00	32.00	28.55
7	991-081-7119	14.00	20.00	16.55	14	991-151-7119	28.00	34.00	30.55

X. ± 0.50	X.° ± 5°
.X± 0.30	.X° ± 3°
.XX± 0.30	.XX° ± /
.XXX± 0.10	.XXX° ± /
UNITS:	mm

The information in this document is property of JiDC company and should not be copied or reproduced in any other way, without written permission.

Guangdong JiDe Precision Electronics Co., Ltd
广东济德精密电子有限公司

TITLE: 2.00mm PITCH TOP ENTRY TYPE CONNECTOR	PART NO. 991-XX1-7119
APPD:	DWG NO: C-991-XX1-7119
CHKD:	SCALE 2.5:1 / SHEET 1/1 / REV. A0
DRAW:	

WWW.DZYJZJ.COM