版本 REV.	日 期 DATE	ECN NO.	变更内容 DESCRIPTION	制图 DRAWN

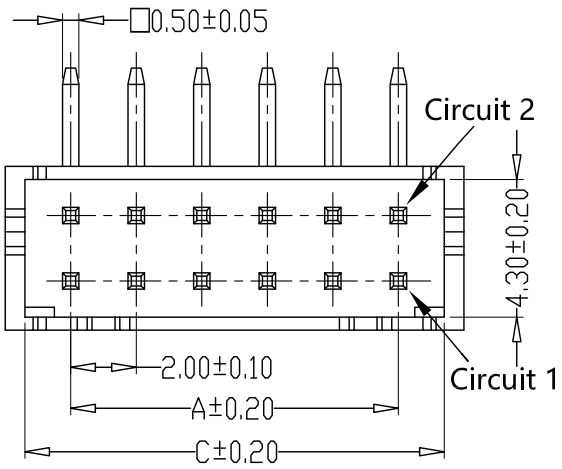

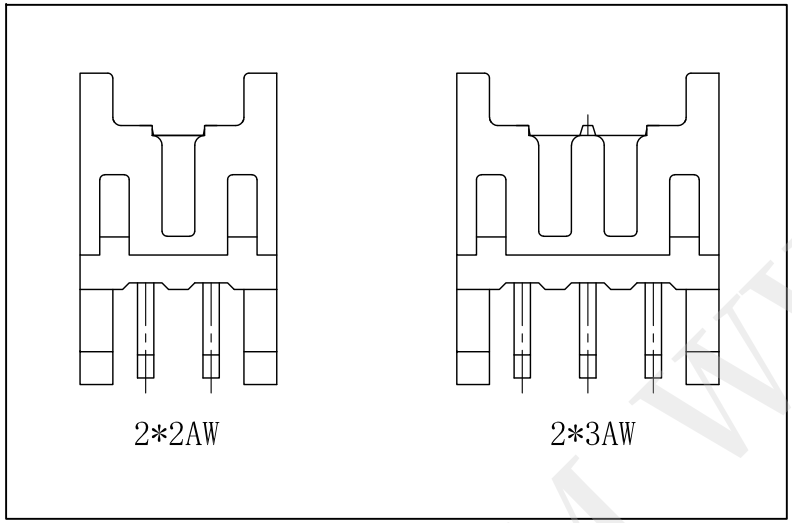

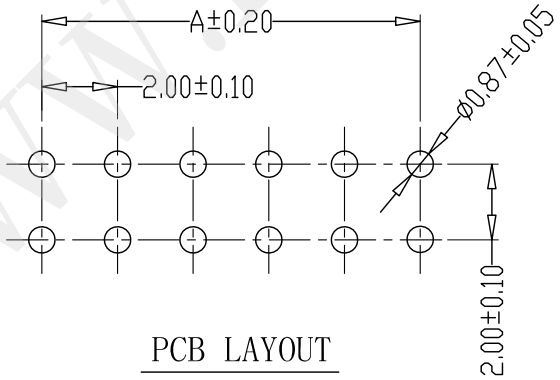

PCB LAYOUT

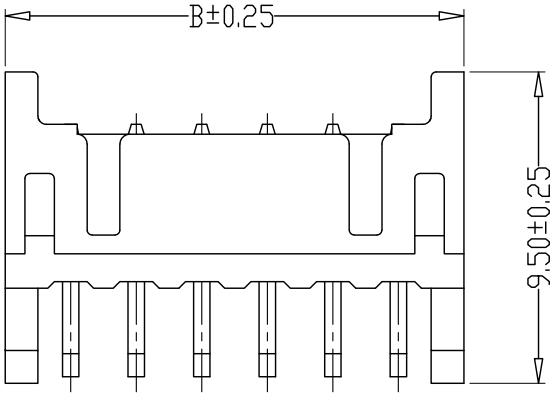

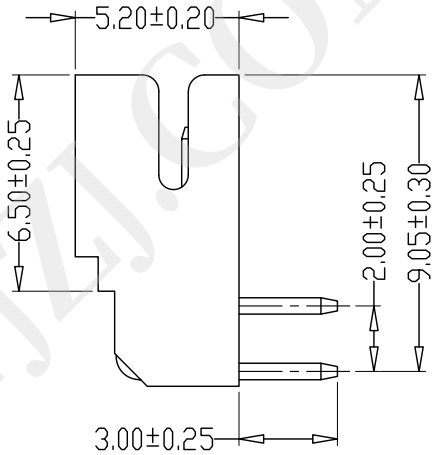

PIN	尺寸（mm）		
	A	B	C
-2*02AW	2.00	6.00	4.80
-2*03AW	4.00	8.00	6.80
-2*04AW	6.00	10.00	8.80
-2*05AW	8.00	12.00	10.80
-2*06AW	10.00	14.00	12.80
-2*07AW	12.00	16.00	14.80
-2*08AW	14.00	18.00	16.80
-2*09AW	16.00	20.00	18.80
-2*10AW	18.00	22.00	20.80
-2*11AW	20.00	24.00	22.80
-2*12AW	22.00	26.00	24.80
-2*13AW	24.00	28.00	26.80
-2*14AW	26.00	30.00	28.80
-2*15AW	28.00	32.00	30.80
-2*16AW	30.00	34.00	32.80
-2*17AW	32.00	36.00	34.80
-2*18AW	34.00	38.00	36.80
-2*19AW	36.00	40.00	38.80
-2*20AW	38.00	42.00	40.80

SPECIFICATIONS

1、Current Rating: 3A AC, DC
2、Voltage Rating: 250V AC, DC
3、Temperatuer Range: -25℃～+85℃
4、Contact Resistance: 20mΩ Max
5、Insulation Resistance: 1000MΩ Min
6、Withstanding Voltang: 800V AC/minute
7、Material:Wafer PA46,UL94V-0
PIN Brass Tin-plated

GENERL TOLERANCE		制 图 Mapping	H Y	料 号 PART NO.	FG-PHD-2XNAW	版 本 REV.	A
X.±0.25	X.°±2°	审 核 Audit	L P J	品 名 TITLE	PHD弯针 WAFER DIP TYPE	页 次 SHEET	1/1
.X±0.20	.X°±1°	核 准 Approved	L Z W	客户料号 CUTM. NO.			
.XX±0.15	.XX°±0.5°						
.XXX±0.10	.XXX°±0.5°	单 位 Units	MM	比 例 SCALE	1:1	深圳市富港科技有限公司	

WWW.DZYIZI.COM