ISO9001: 2015

ISO14001: 2015

APPROVAL SPECIFICATIONS

Title. SLIDE SWITCH

Product Model. KBM0841-031-514

Customer's Part NO.

Customer's Model:

Customer's Approval Requested.

Please return this copy as a certification of your approval.

Checked by: Date:

Approved by: Date:

APPROVE	REVIEW	PREPARE
	孙 斌	王燚盛

Shenzhen Gangyuan Microkey Technology Co.,ltd

WWW.DZYIZI.COM

变更履历表：

版本 **Version**	变更记录 **History**	变更人 **Changed by**	变 更 日 期 **Date**
A/00			

WWW.DZYIZJ.COM

1、 概述 GENERAL

1.1 工作温度范围 Operating Temperature Range
-20℃～70℃(在标准大气压、标准湿度条件下)
-20℃～70℃(Normal humidity, normal air pressure)

1.2 贮藏温度范围 Storage Temperature Range
-40℃～85℃(在标准大气压、标准湿度条件下)
-40℃～85℃(Normal humidity, normal air pressure)

1.3 测试条件 Test Conditions

在没有其它特定的条件下，应该在以下的条件下进行测试和测量：
Unless otherwise specified, tests and measurement shall be made in the following standard conditions:
常温……5℃～35℃
Normal temperature……5℃～35℃
标准湿度……相对湿度 25%～85%
Normal humidity……relative humidity 25%～85%
标准大气压……86Kpa～106Kpa
Normal air pressure……86Kpa～106Kpa
在制造过程中，测试和测量应该在以下的条件下进行：
If any doubt arise from the judgment, tests shall be conducted at the following conditions:
温度……20℃±2℃
Temperature……20℃±2℃
相对湿度……65%±5%
Relative humidity…….....…65%±5%
环境气压……86Kpa～106Kpa
Air pressure……86Kpa～106Kpa

1.4 存储方法

Storage method

1.使用前确保包装完整无破损，无浸湿.
Ensure that the product without package breaking or wetting before use.

2.存储条件 Storage conditions:
储存温度 Storage temperature：-5 ~ 35 C；
储存湿度 Storage humidity：25% ~80%；
未开封状态：6 个月内使用完毕（从发货日开始计算）； 超过 6 个月后再使用的，使用前请先验证：端脚无氧化、无发黑、塑料件无吸湿起泡，确保焊接的适宜性；
Unopened status: Use up the product as soon as possible before six months. (calculated from shipment date).Over 6 months, please make sure below before use it: terminal without oxidation or blackening, plastic parts without moisture absorption or bubble, ensure solderability.
已开封状态：1 个月内使用完毕；
Opened status: use up within 1 month;
储存注意事项：避开高湿高温和有腐蚀性气体的环境及阳光直射；
Storage precautions: Please avoid the following environment: with high humidity, high temperature , corrosive gases and direct sunlight.

3.请勿超重叠放.
Do not stack too many switches.

WWW.DZYJZJ.COM

2、 详细说明

Detailed specification

2.1 外观：应无影响、降低产品性能的缺陷；

Appearance: There should be no defects that affect the serviceability of product.

2.2 结构尺寸和安装尺寸：应符合装配图要求；

Style and dimension: shall conform to the assemble drawings.

(Details of contact arrangement are given in the assembly drawings.)

2.3 开关工作额定值：开关常切换 DC 25V 25mA（最大值）

开关不常切换 DC50V 100mA（最大值）

3. 电气性能：

ELECTRICAL SPECIFICATION

项 目 ITEM		试 验 条 件 TEST CONDITIONS	要求 REQUIREMENTS
3.1	接触电阻 Contact Resistance	1 千赫兹±200Hz(在最大电压 200mv,最大电流 50mA)或 10mA,5v 直流测试 To be measure with AC 1KHz±200Hz(Max 20mv,Max 50mA)or 10mA,5V DC	≤50mΩ
3.2	绝缘电阻 Insulation Resistance	在端子之间施加 DC 500V /min 的条件下,测量端子之间底座、盖板的电阻值 Measurement shall be made following application of 500V DC potential, across terminals, and across terminals and cover, for one minute.	≥1000MΩ
3.3	耐 压 Dielectric voltage proof	在端子之间施加 500V AC(50Hz 或 60Hz)/min 500V AC (50Hz or 60Hz) shall be applied across terminals, for one minute.	无击穿、无飞弧 There should be no breakdown and flashover
3.4	极际电容 Capacitance between adjacent switches	频率为 1MHz±10KHz 适用于相邻排脚和电路 To be measured with frequency 1MHz ± 10KHz,applied between adjacentterminal and circuit	最大 5PF Max 5PF

WWW.DZYJZJ.COM

项目 ITEM		试 验 条 件 TEST CONDITIONS	要求 REQUIREMENTS
4. 机械性能： **MECHANICAL SPECIFICATION**			
4.1	按力 Operating Force	侧向推动 LATERAL PUSH	≤8N
4.2	端子强度 Terminal strength	在排脚前端任意一个方向加 500gf 力度测试,时间为 1 分钟. A static load of 500gf shall be applied To the terminal for 1 minute, in any direction	在排脚中没有裂开.松动等异常，满足于机械、电器性能. Electrical characteristics shall be satisfied without damage or excessive looseness of terminals.
4.3	手柄拔出强度 Stem Strength	开关垂直于操作方向放置，反方向实施最大操作力 The switch is placed perpendicular to the operating direction and the reverse direction applies the maximum operating force	20N min.
4.4	振动 Vibration	根据以下给定条件进行测试： Measurement shall be made following the test set forth below: （1） 振动频率范围：10～55～10Hz Vibration frequency range: 10 to 55 to 10Hz （2） 振幅（峰一峰）：1.5mm Amplitude: 1.5mm （3） 振动方向：包括手柄行程方向在内的三个相互垂直的方向 Direction of vibration:Three mutually perpendicular direction including the direction of stem travel （4） 测试时间：每次 2 小时 Duration: Each 2 hours.	Item 3 Item4.1
4.5	冲击 Shock	根据下列条件进行冲击试验 Test by following conditions (1)安装方法：正常安装 (1)installation method: normal (2)加速度：784m/s² (2)Acceleration: 784m/s² (3)作用时间：11ms (3)Acting time: 11ms (4)测试方向：6 个方向 冲击次数：每个方向 3 次，共计 18 次 (4)Test direction: 6 directions Times: 3 times/direction ,total 18 times 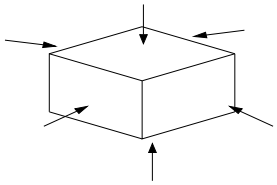	Item3 Item4.1

WWW.EZYZJ.COM

5、环境耐久性：
ENVIRONMENTAL SPECIFICATION

项目 ITEM		试 验 条 件 TEST CONDITIONS	要求 REQUIREMENTS
5.1	低温测试 Resistance to low temperature	样品应按照以下实验条件进行测试，实验后样品应放在常温及标准湿度的环境中 1 小时后做性能测试： Following the test set forth below the sample shall be left in normal temperature and humidity conditions for 1 h before measurements are made: （1） 温度：-20±2℃ Temperature : -20±2℃ （2） 时间：96h Time: 96h	Item3 Item4.1
5.2	高温测试 Heat resistance	样品应按照以下实验条件进行测试，实验后样品应放在常温及标准湿度的环境中 1 小时后做性能测试： Following the test set forth below the sample shall be left in normal temperature and humidity conditions for 1 h before measurements are made: （1） 温度：70±2℃ temperature:70±2℃ （2） 时间：96h time: 96h	Item3 Item4.1
5.3	温度变化测试 Change of temperature	根据下面的测试要求进行 5 次循环的温度周期性测试， 实验后样品应放在常温及标准湿度的环境中 1 小时后做性能测试。测试期间样品应保持干燥. After 5 cycles of following conditions, the sample shall be allowed to stand under normal temperature and humidity conditions for 1 h. and measurements shall be made. During the test water drops shall be removed. 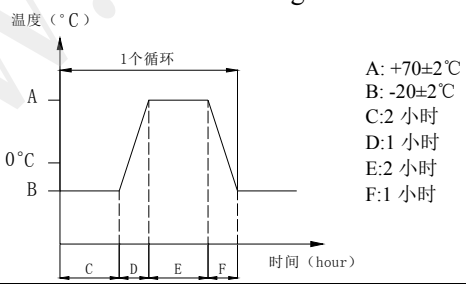 	Item3 Item4.1
5.4	恒定湿热测试 Moisture resistance	样品应按照以下实验条件进行测试，实验后样品应放在常温及标准湿度的环境中 1 小时后做性能测试： Following the test set forth below the sample shall be left in normal temperature and humidity conditions for 1 h before measurements are made: （1） 温度：60±2℃ temperature: 60±2℃ （2） 相对湿度：90%～95% relative humidity:90% to 95% （3） 时间：96h time: 96h	接触电阻：≤200mΩ Contact resistance≤200mΩ 绝缘电阻：≥10MΩ Insulation Resistance≥10MΩ Item3.3 Item3.4 Item4.1

WWW.DZYJZJ.COM

项目 ITEM		试 验 条 件 TEST CONDITIONS	要求 REQUIREMENTS
5.5	硫化试验 Sulfuration resistance	样品应按照以下实验条件进行测试，实验后样品应放在常温及标准湿度的环境中 1 小时后做性能测试： Following the test set forth below the sample shall be left in normal temperature and humidity conditions for 1 h before measurements are made: （1） H_2S 气体浓度：3ppm±1ppm H_2S gas concentration: 3ppm±1ppm （2） 时间：72h Time: 72h （3） 温度：40±2℃（90～95%RH） temperature: 40±2℃（90～95%RH）	接触电阻：≤200mΩ Contact resistance≤200mΩ Item3.3 Item3.4 Item4.1
5.6	盐雾试验 Salt Mist	在以下设定条件下进行测量: The switch shall be checked after following test: （1）温度：35℃±2℃ temperature: 35℃±2℃ （2）盐溶液浓度：5±1%（质量百分比） salt solution : 5±1%(solids by mass) （3）时间： 8±1h Time: 8±1h 实验后的盐沉积物后水冲掉 After test, salt deposit shall be removed by running water.	金属件上没有腐蚀斑点 No remarkable corrosion shall be recognized in metal part.
5.7	工作寿命 Operation life	根据下面的测试要求进行测试： Measurement shall be made following the test set forth below: (1) 按动速率：15 次/分钟 Rate of operation: 15 times/min (2) 无故障寿命：2,000 次 fault-free life: 2000cycles	接触电阻≤1Ω Contact resistance≤1Ω 绝缘电阻≥10MΩ Insulation Resistance≥10MΩ 按力：初值的±30% Operating Force: initial value±30% Item3.3

WWW.DZYIZJ.COM

项目 ITEM		试 验 条 件 TEST CONDITIONS	要求 REQUIREMENTS
5.8	可焊性 Solderability	在以下设定条件下进行测量: Measurements shall be made following the test set forth below: （1）焊接温度:245±5℃ Solder temperature : 245±5℃ （2）浸入时间:3s±0.5s Immersion time: 3s±0.5s	除边缘外涂层应均匀覆盖90%以上 Except for the edge, the coating should cover a minimum 90%
6．耐焊接热： SOLDERING CONDITIONS:			
6.1	手工焊接 Hand soldering	请按以下条件进行焊接： Please practice according to below conditions: （1）焊锡温度：≤350℃ Soldering temperature: ≤350℃ （2）连续焊接时间：≤3 s Continuous soldering time: ≤3 s （3）电烙铁金属头不得碰触产品本体，电烙铁不得对产品、端子施加压力 The soldering iron cannot touch , exert pressure on the product or the terminal.	

WWW.DZYJZJ.COM

项目 ITEM		推 荐 条 件 Recommended conditions
6.2	回流焊时 Conditions for reflow	对于 SMT 产品，请按以下条件进行焊接： For SMT products, Pls soldering by follow conditions: 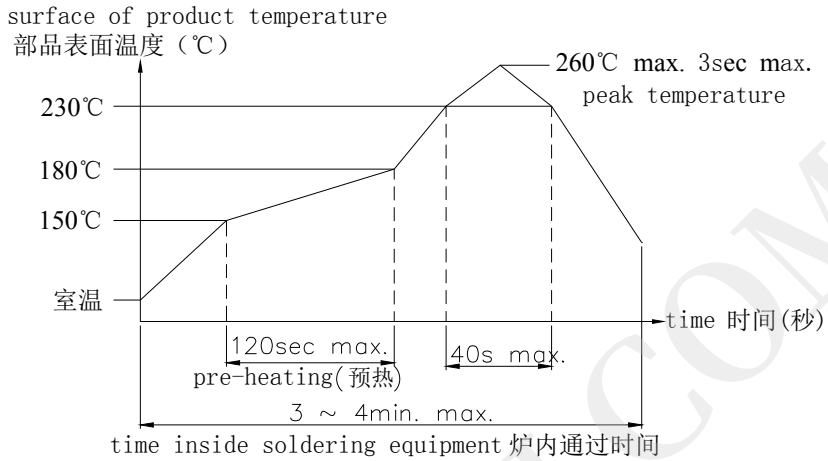 注意：以上提及的条件是零部件上 PWB 表面的温度，由于 PWB 的材料、尺寸、厚度等不同，PWB 从开关表面获得的温度也会有很大产不同，因此，千万小心不要让开关表面温度超过 260℃ Attention:the condition above is the temperature of the PWB surface on the parts,and PWB will get different temperature because of the differences of materials,sizes,thickness and so on.Should control it below 260℃

注意事项(Notes)：

a、印刷基板的焊盘尺寸参见产品图。

The pad size of the printed substrate is shown in the product diagram.

b、在使用烙铁的情况下，焊锡温度应在 350℃以下、3 秒以内。

In the case of using soldering iron, soldering conditions shall be 350℃ max and 3 sec.max.

c、防止助焊剂从开关的顶端渗入

Prevent flux penetration from the top of the switch

d、开关浸焊后，注意不要用溶剂或类似品清洗开关。

After switches were soldered,please be careful not to clean switches with solvent or other similar products.

e、浸焊后，注意不要在顶部施加负荷。

Right after switches were soldered;please be careful not to load to on the knobs of switches.

f、注意不要施加超负荷的压力或晃动开关。

Please be cautions not to give excessive static load or shock to switches.

g、开关浸焊后，印刷基板注意不要叠放。

Please be careful not to pile up P.W.B.after switches were soldered

h、在所有操作过程中，请确保开关在 OFF 位置

Keep all switch contacts in their “OFF” position for all operations

WWW.DZ1.ZI.COM

GANGYUAN

APPROVAL SPECIFICATIONS

Product name	P/N	Version	Document No.	Page
Slide switch	KBM0841-031-514	A/00		10/11

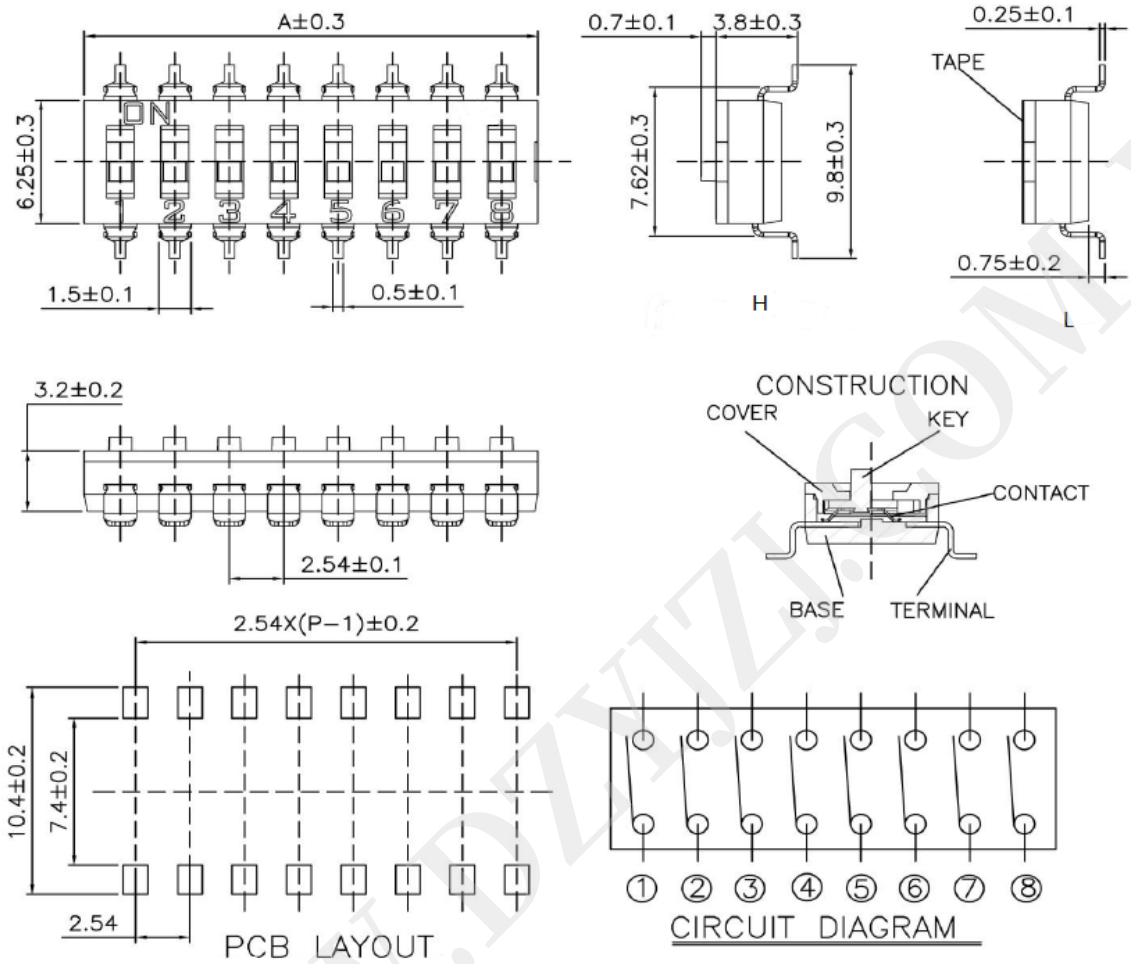

POSITIONS	1	2	3	4	5	6	7	8	9	10	12
DIM A(MM)	2.7	5.95	8.50	11.0	13.55	16.1	18.63	21.2	23.7	26.25	31.3

General tolerance：±0.2mm

NO.	NAME	MATERIAL	QTY.	FINISHING
1	TERMINAL	Brass	10	Gold plating
2	CASE	PPS	1	Black
3	STEM	PA	5	White
4	COVER	PPS	1	Red、Blue、Black

WWW.DZYIZ.COM

7.包装

所有拨码产品皆以 IC 管形式包装。
AIll Code Switches are shipped in standard IC tube
系列包装资料 lPacking of

系列	开关位数	每管数量	每箱数量	外箱包装
KBM	1	140PCS	6480PCS	2BOXES 53*27.5*14CM
KBM	2	79PCS	4680PCS	
KBM	3	56PCS	3600PCS	
KBM	4	43PCS	2970PCS	
KBM	5	35PCS	2520PCS	
KBM	6	29PCS	2160PCS	
KBM	7	25PCS	1890PCS	
KBM	8	22PCS	1710PCS	6 BOXES 55.5*30.5*40CM
KBM	9	20PCS	1530PCS	
KBM	10	18PCS	1260PCS	
KBM	12	18PCS	1500 KBM	

WWW.DZYJZJ.COM