航太 Aviation 軍規 Mil Spec 汽車 Automobile 能源 Energy 船舶 Boats 軌道 Rails 醫療 Medical

# APEX CONNECTORS

Innovative Research
Diversified Development
Technical Production
Quality Service

Heavy Duty Connector

PLT Trademark Quality Assurance

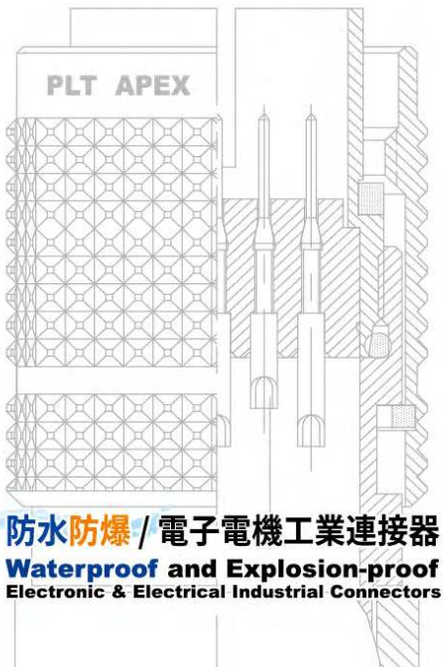


PLT®
Apex connector
專業製造廠

**錩鋼精密科技**
**APEX PRECISION TECHNOLOGY**
Since 1978

**防水防爆 / 電子電機工業連接器**
**Waterproof and Explosion-proof**
**Electronic & Electrical Industrial Connectors**

# APEX Enterprise and Nature Coexistence

Coexistence of human and nature is the highest enterprise principle to APEX.
All APEX's staff and operation must be based on the premise of preserving natural environment and protecting the earth.

- Manufacturing the low-pollution products
- Manufacturing without polluting the environment
- Recycle and reuse
- Contribution to protecting the earth
- Development of environmental protection

1.The product information in this catalog is for reference only.
Please request the engineering drawing for the most current and accurate design information.
2.In order to make Improvements In the products,we reserve the right to make changes,
updates and corrections to the information provided in this catalog at any time.
Subject to change without notice. Thank you for your understanding.

## APEX 企業與自然共存

APEX 應該視(人類和地球自然環境共存)為企業最高指導的原則，
所有的APEX職員和企業的全部運作，都要以維護自然環境、保護地球為前提。

- 製造低污染的產品
- 製造處理不汙染環境
- 所有的廢棄物回收再利用
- 為保護地球環境，貢獻一份心力
- 持續環境保護發展的工作

1.本目錄記載數據僅供參考，詳細內容請參考式樣書或圖面。
2.本目錄記載內容為了改進產品如有變更，恕不另行通知敬請見諒。

## APEX企業は自然と共存します

APEXはずっと＜人類と地球の共存する環境＞を企業最高指導の原則とし、
全てのAPEX社員及び企業の活動は全て地球環境の保護、維持を前提としております。

- 汚染の少ない製品作り
- 製造プロセスでは環境汚染を下げる
- すべての廃棄物は回収まだは再利用する
- 地球環境保護のため、気力を持って貢献する
- 環盡保護発展の仕事を持続する

1.本カタログ記載の数値につきましては、参考数値です。詳しい内容につきましては、仕様書、図面を参考して下さい。
2.本カタログ記載内容は、製品向上のため予告なく変更する事がありますのでご了承下さい。

Patent of invention, all rights reserved 專利產品 仿冒必究

# Contents

CONTENTS


Assembly Instructions (PLT-25/30) 組裝步驟說明 1-1

Assembly Method (PLS-28) 組合方法 1-2

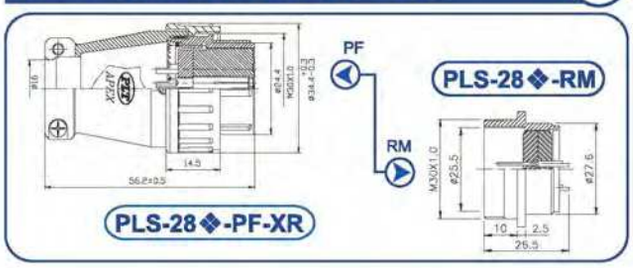


PLT Series Circular Connectors / 圓型連接器 2-1

| Overview / 產品圖 | Series / 系列名稱 | Page / 頁數 |
|---|---|---|
| | PLT-8◆Series | 2-3 |
| | PLT-9◆Series | 2-4 |
| | PLT-10 ◆Series | 2-5 |
| | PLT-11◆Series | 2-6 |
| | PLT-14◆Series | 2-7 |
| | PLT-15◆Series | 2-8 |
| | PLT-15.5-◆AD-R<br>PLT-15.5-◆P-R | 2-9 |
| | U-C-5<br>PLT-16◆-P-R<br>PLT-16◆-R-R<br>PLT-16◆-LP-R<br>Series<br>Stainless Steel 不鏽鋼材質 | 2-10 |
| | PLT-16◆-PM-R<br>PLT-16◆-RF-R<br>Series | 2-11 |
| | PLT-16◆A-PM-R<br>PLT-16◆A-RF-R<br>Series | 2-12 |
| | PLT-17◆Series<br>Engineering Plastic 工程塑膠 | 2-13 |
| | PLT-18◆Series | 2-14 |
| | IP67<br>PLT-18◆Series | 2-14 |
| | PLT-19◆Series | 2-15 |
| | PLT-25◆Series<br>● | 2-16 |
| | PLT-25◆Series<br>PLT-254E-RF-R<br>● ⏚ | 2-17 |


專利產品，仿冒必究 Patent of invention, all rights reserved

● 備註：另有鎖側螺絲選項 Optional accessory: side screws

● 以上機種可設計防水型 Above models could be altered to waterproof types IP65 IP67 IP68

CONTENTS

# Contents


| Overview / 產品圖 | Series / 系列名稱 | Page / 頁數 |
|---|---|---|
| | PLT-25❖ASeries<br>Engineering Plastic<br>工程塑膠 PAT IP65 | 2-18 |
| | PLT-30❖Series<br>● | 2-19 |
| | PLT-30❖Series<br>PLT-304E-RF-R<br>PLT-307E-RF-R<br>● ⏚ | 2-20 |
| | PLT-30❖-PN<br>PLT-30❖-RN<br>Screw-Lockup-Contact Model<br>螺絲鎖附型 ● | 2-21 |
| | PLT3106A /<br>PLT3102A<br>❖ Series<br>IP67 | 2-22 |
| | PLT3106A /<br>PLT3102A<br>❖ Series<br>IP67 | 2-23 |
| | PLT3106A /<br>PLT3102A<br>❖ Series<br>IP67 | 2-24 |
| | PLT-32❖Series | 2-25 |
| | PLT-40❖Series | 2-26 |

| Overview / 產品圖 | Series / 系列名稱 | Page / 頁數 |
|---|---|---|
| | PLT-40❖Series | 2-27 |
| | PLT-50❖Series | 2-28 |

**PLS Series Square Connectors / 方型連接器 3-1**

| Overview / 產品圖 | Series / 系列名稱 | Page / 頁數 |
|---|---|---|
| | NEW 新產品<br>PLS-20❖Series | 3-3 |
| | NEW 新產品<br>PLS-20❖Series<br>PLS-203E-RF-R<br>PLS-207E-RF-R ⏚ | 3-4 |
| | PLS-24❖Series | 3-5 |
| | PLS-24❖Series | 3-6 |
| | PLS-27❖Series | 3-7 |
| | PLS-28❖Series | 3-8 |
| | PLS-28❖Series<br>PLS-2812E-RF-R ⏚ | 3-9 |




● 備註：另有鎖側螺絲選項 Optional accessory: side screws
● 以上機種可設計防水型 Above models could be altered to waterproof types IP65 IP67 IP68

# Contents




| Overview / 產品圖 | Series / 系列名稱 | Page / 頁數 |
|---|---|---|
| | PLS-28◆Series<br>Stainless Steel 不鏽鋼材質 | 3-10 |
| | PLS-35◆Series | 3-11 |
| | PLS-35◆Series | 3-12 |
| | PLS-41◆Series | 3-13 |
| | PLS-42◆Series | 3-14 |

**PLK Series Circular Connectors / 圓型連接器 4-1**

| Overview / 產品圖 | Series / 系列名稱 | Page / 頁數 |
|---|---|---|
| | PLK-16◆-RA/PA Series ● | 4-3 |
| | PLK-16◆Series ● | 4-4 |
| | PLK-30◆Series ● | 4-5 |

**WPM Series Waterproof Connectors / 防水型連接器 5-1**

| Overview / 產品圖 | Series / 系列名稱 | Page / 頁數 |
|---|---|---|
| | WPM16A11-6PL-R<br>WPM16A11-6SL-R<br>WPM16A11-6R-R | 5-3 |
| | WPM16C12-◆S-R<br>WPM16C12-◆P-R | 5-4 |
| | WPM-19◆-PM-R<br>WPM-19◆-PF-R<br>WPM-19◆-RF-R<br>WPM-19◆-RM-R | 5-5 |
| | WPM-19◆-SPM-R<br>WPM-19◆-SPF-R | 5-6 |
| | WPM-20◆Series | 5-7 |
| | WPM-20◆Series | 5-8 |
| | WPM-21◆Series | 5-9 |
| | WPM-21◆Series<br>Stainless Steel 不鏽鋼材質 | 5-10 |
| | WPM-223◆Series | 5-11 |


專利產品，仿冒必究 Patent of invention, all rights reserved

● 備註：另有鎖側螺絲選項 Optional accessory: side screws
● 以上機種可設計防水型 Above models could be altered to waterproof types IP65 IP67 IP68

CONTENTS

# Contents


| Overview / 產品圖 | Series / 系列名稱 | Page / 頁數 |
|---|---|---|
| IP67 | WPM-223❖Series | 5-11 |
| IP67 | WPM-305A-PF-R<br>WPM-305A-RM-R | 5-12 |
| IP67 | WPM-24❖-PM-R<br>PLS-24❖-RF-R | 5-12 |
| | WPM-1814<br>WPM-3831 | 5-13 |

**WPS Series Waterproof Connectors / 防水型連接器** 6-1

| Overview / 產品圖 | Series / 系列名稱 | Page / 頁數 |
|---|---|---|
| RF IP67 PM | WPS-30❖-PM-R | 6-1 |

**Complex Series / 綜合型號** 7-1

| Overview / 產品圖 | Series / 系列名稱 | Page / 頁數 |
|---|---|---|
| | PLP-❖Series<br>( INPUT TYPE )<br>( OUTPUT TYPE )<br>PAT | 7-3 |
| | PLP-141P❖ Series | 7-4 |
| | PLP-154P❖ Series | 7-5 |
| RF PM | M-6029 Series | 7-6 |

**Others Series / 其他型號**

| Overview / 產品圖 | Series / 系列名稱 | Page / 頁數 |
|---|---|---|
| | U-C5<br>PLT-16-RCaC-R | 2-10 |

| Overview / 產品圖 | Series / 系列名稱 | Page / 頁數 |
|---|---|---|
| | 防塵蓋(銅) Dust Cap(Copper)<br>PLT-19-RCa-R<br>防塵蓋(鋅) Dust Cap(Zinc)<br>PLT-25C-RCa-R<br>PLT-30C-RCa-R | 2-15<br>2-16、2-17<br>2-19、2-20<br>2-21、4-5<br>6-1 |
| | 防塵蓋(塑膠)<br>Dust Cap(Plastic)<br>A-590PX<br>A-591PX<br>PAT | 2-16、2-17<br>2-19、2-20<br>2-21、4-5<br>6-1 |
| 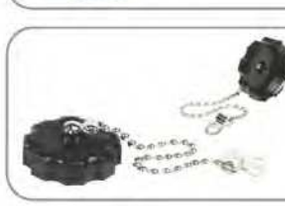 | 防塵蓋(塑膠)<br>Dust Cap(Plastic)<br>PLT-25A-RCa-R<br>PLT-30A-RCa-R | 2-16、2-17<br>2-19、2-20<br>2-21、4-5<br>6-1 |
| | 防塵蓋(塑膠)<br>Dust Cap(Plastic)<br>A-587PX<br>A-588PX<br>A-589PX<br>PAT | 3-3、3-4<br>3-5、3-6<br>3-8、3-9 |
| | 防塵蓋(鋅)<br>Dust Cap(Zinc)<br>PLT-32C-RCaN-R<br>PLT-40C-RCaC-R<br>PLT-50-RCa | 2-25<br>2-26、2-27<br>2-28 |
| | 防塵蓋(鋅)<br>Dust Cap(Zinc)<br>PLK-16C-RCaC-R | 4-4 |
| | 防塵蓋(銅)<br>Dust Cap(Brass)<br>PLK-16-RCa-R | 4-4 |
| | 防塵蓋(鋅)<br>Dust Cap(Zinc)<br>PLS-20C-RCaC-R<br>PLS-24C-RCaC-R<br>PLS-28C-RCa-R | 3-3、3-4<br>3-5、3-6<br>3-8、3-9 |
| | 防塵蓋(鋁)<br>Dust Cap(Aluminum)<br>AMS25043-24AN-R | 3-11、3-12 |
| | 防塵蓋(塑膠) IP67<br>Dust Cap(Plastic)<br>WPM-19❖-RCa-R<br>WPM-20❖-RCa-R | 5-5、5-6<br>5-7、5-8 |




● 備註：另有鎖側螺絲選項 Optional accessory: side screws
● 以上機種可設計防水型 Above models could be altered to waterproof types IP65 IP67 IP68

# 組裝步驟說明 Assembly Instructions

適用機種：PLT-25 系列、PLT-30 系列

1

線材穿過本體 Cable goes through the body

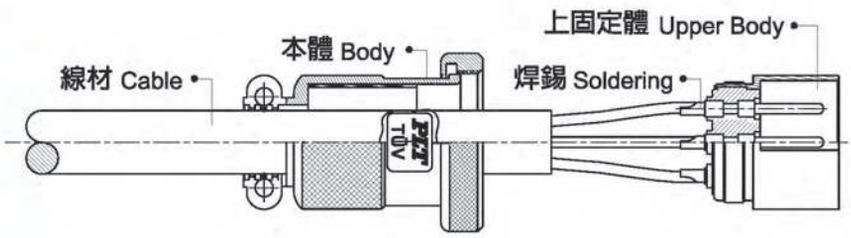


2

使用夾具將接頭夾持住，線材裸線與上固定體的接觸體缺口進行焊線加工

Using the clamp to fix the connector, doing soldering assembly between the bar wire and upper body.

3

本體與上固定體對鎖，將螺紋順時針方向鎖緊(需轉動本體鎖入，非轉動接頭)

The body and upper one are locked together. Screw clockwise and be sure to only rotate the body itself instead of the whole connector.

4

半月邊壓入(與線材不能留有間隙)

Crescent-shaped clamp mounted ( The gap couldn't be allowed with the cable connected )

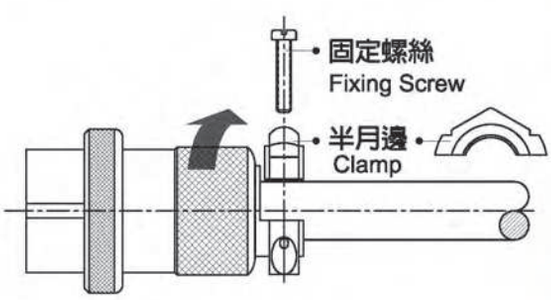


5

固定螺絲(圓頭十字 x 2支)鎖緊

With 2 screws ( Round head ) screwed tight

6

完成 Finish

## ⚠ 特別注意：拔出步驟說明 Pull-out instruction ⚠

插頭與插座要分開時，
請將❶固定帽依照❸的方向旋開(如右圖)，
再將❷本體依左圖箭頭方向拉出，
使插頭與插座分離。

While separating plug and receptacle, please have no. ❶ cup to rotate according to the direction as no. ❸ specified. Then pull no. ❷ body to remove the plug and receptacle.

(注意！❶固定帽未旋開，勿轉動❷本體，❶固定帽鬆開後方可拉出。切記！請勿直接旋開❷本體，避免線材因扭轉導致斷裂)

Notice !! Don't screw off the body itself, in case the cable would be broken while twisting

● 以上機種可設計防水型 Above models could be altered to waterproof types IP65 IP67 IP68

# Instruction

## Plug Female Contact

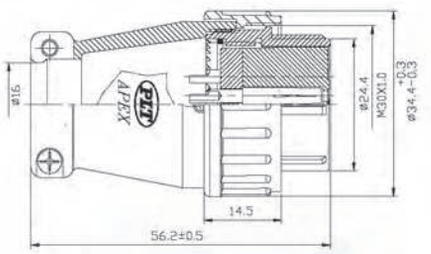


PLS-28❖-PF X-R

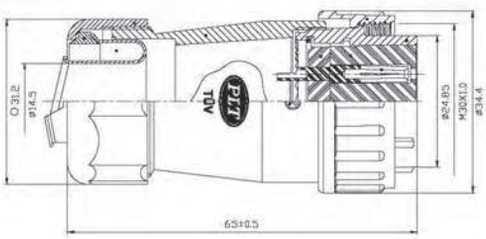


PLS-28❖-GPF X-R

## Socket Male Contact

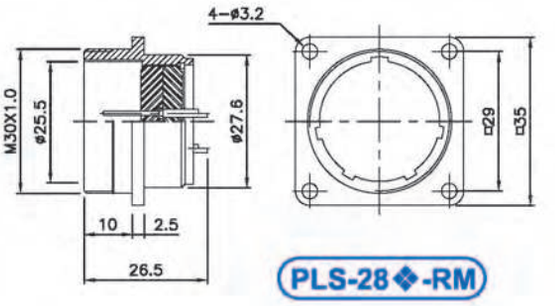


PLS-28❖-RM

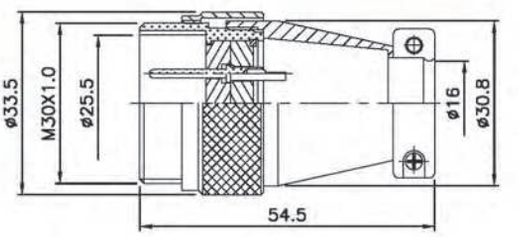


PLS-28❖-ADM

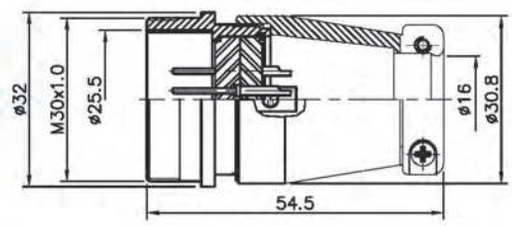


PF X-R

RM

GPF X-R

ADM

RCa

AD(F)M

Connection
組合

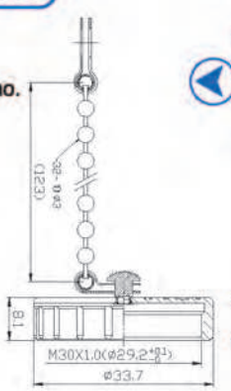


Please select the required contact no. from the below column
請從下列的欄位中選擇一個適當的接點

Nomenclature 表示方法
PLS-28❖-GPF

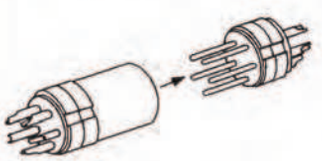

The insertion between male, and female contacts.
母導梢與公導針對接

● The assembly may not be proceeded when the direction of arrows are identical.
此外，當箭頭的方向相同時，則無法組合

⚠WARNING : Electric Shock Hazard, Do Not Hot Plugging.
⚠警告：為避免觸電，通電狀態下禁止插拔電源線連接器.
⚠警告：感電の恐れがありますので、通電中に電源コードの挿抜を行わないでください。

(TÜV Approved) ← → UL : (UL Approved)

| ❖ No. of contacts 接點數目 | 12 | 16 | 17 | 20 | 26 | |
|---|---|---|---|---|---|---|
| Contacts Configuration 接點方位 | TÜV UL | TÜV UL | TÜV UL | TÜV UL | TÜV UL | |
| Rated current / voltage 額定電流 / 電壓 | 10A 250V | 5A 250V | 5A 250V | 5A 250V | 5A 250V | |
| Operating voltage limit (AC.V.rms) 操作電壓限制 | 250 | 250 | 250 | 250 | 250 | |
| Withstanding voltage (AC.V.rms) 1 minute 耐電壓1分鐘 | 1000 | 1000 | 1000 | 1000 | 1000 | |
| Insulation resistance (MΩ MIN.) at DC 500V 絕緣阻抗 | 1000 | 1000 | 1000 | 1000 | 1000 | |
| Contact resistance (mΩ MAX.) at DC 1A 接觸阻抗 | 5 | 5 | 5 | 3 | 3 | |
| Solder internal diameter 焊孔內徑 | 1.6 | 1.6 | 1.6 | 1.2 | 1.2 | |



● 以上機種可設計防水型 Above models could be altered to waterproof types IP65 IP67 IP68

PLT-8 Series

PLT-9 Series

PLT-10 Series

PLT-11 Series

PLT-14 Series

PLT-15 Series

PLT-15.5 Series

PLT-16 Series

PLT-16A Series

Engineering Plastic 工程塑膠
PLT-17 Series

PLT-18 Series

PLT-19 Series

PLT-25 Series

PAT
PLT-25A Series

PLT-30 Series

Screw-Lockup-Contact Model
螺絲鎖附型
PLT-303 Series

PLT-31 Series

PLT-32 Series

PLT-40 Series

PLT-50 Series

WGP

防水電氣尼龍配管
Waterproof Corrugated Nylon Tube

GP

防水防爆電氣配管
Waterproof Explosionproof Tube with Steel Wire Braiding

CG

耐扭試電纜固定頭
Flex Protecting Cable Glands

## ORDERING INFORMATION

**PLT-162-P-R**

- RoHS 2.0 COMPLIANT 歐盟環保指令
- CONNECTOR TYPE 連接器類型 (Reference 參考 ● 圖一)
- NO. OF CONTACTS (2-37) 導梢數量
- SHELL SIZE (8,9,11,15,16,17,18,19,25,3,32,40,50) 外殼尺寸
- NAME OF SERIES 系列名稱

● 圖一

| | | | | | |
|---|---|---|---|---|---|
| **PM** | Plug Male | 插頭導針 | **RM** | Receptacle Male | 插座導針 |
| **PF** | Plug Female | 插頭導梢 | **RF** | Receptacle Female | 插座導梢 |
| **P** | Plug | 插　頭 | **AD** | Adapter | 中　繼 |
| **R** | Receptacle (Front mounting) | 插座(前裝式) | **Ca** | Cap | 保護蓋 |
| **RL** | Receptacle (Rear mounting) | 插座(後裝式) | **RT** | Rubber tube | 橡膠管 |
| **WGP** | Nylon type | 尼龍管式 | **GP** | Conduit type | 軟管式 |
| **LP** | L Shape | L型90° | **CG** | Cable glands | 迫緊頭 |

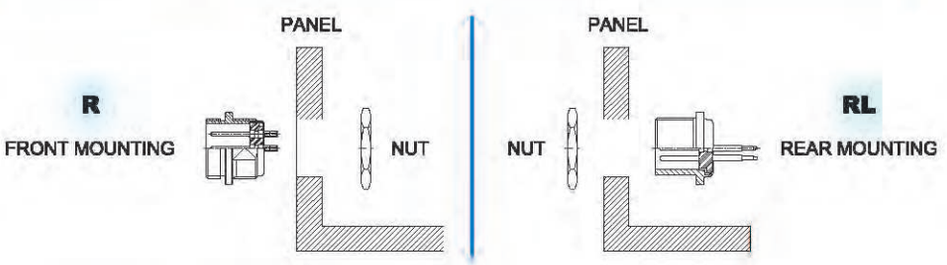


## MATERIAL & FINISH

Kindly refer to the below column for material & finish when ordering

| Description | Material | Finish |
|---|---|---|
| Shell / 外殼、本體 | • Stainless Steel / 不鏽鋼<br>• Zine alloy Die Casting / 鋅合金壓鑄<br>• Aluminum alloy Die Casting / 鋁合金壓鑄 | • Chrome-plated / 鍍鉻<br>• Gold-plated / 鍍金<br>• Nickel-plated / 鍍鎳<br>• Silver-plated / 鍍銀 |
| Insulator / 絕緣體 | • Bakelite / 電木<br>• Delrin / 塑鋼<br>• Teflon / 鐵氟龍 | |
| Contact / 接點 | • Copper / 銅<br>• Phosphor Copper / 磷青銅<br>• Beryllium Copper / 鈹銅 | • Gold-plated / 鍍金<br>• Nickel-plated / 鍍鎳<br>• Silver-plated / 鍍銀 |

⚠ **WARNING** : Electric Shock Hazard, Do Not Hot Plugging.

⚠ 警告：為避免觸電，通電狀態下禁止插拔電源線連接器.

⚠ 警告：感電の恐れがありますので、通電中に電源コードの挿抜を行わないでください。

## Socket Female Contact

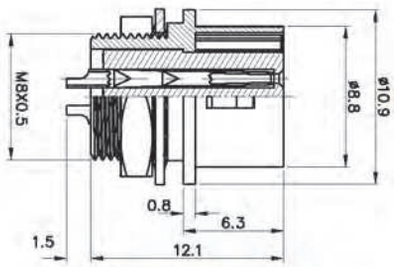


PLT-8❖-RF-R

RF

PM

## Plug Male Contact

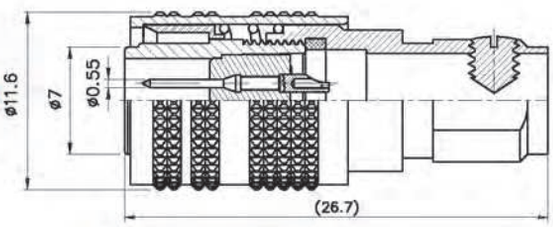


PLT-8❖-PM-R

## Plug Female Contact

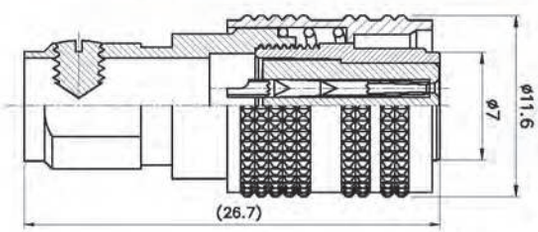


PLT-8❖-PF-R

PF

RM

## Socket Male Contact

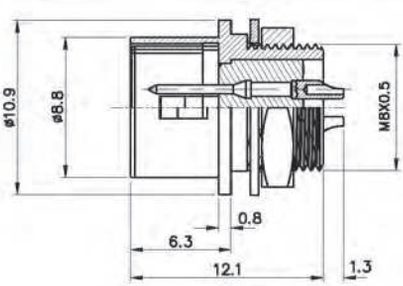


PLT-8❖-RM-R

ACCESSORIES:

Cable Clamp

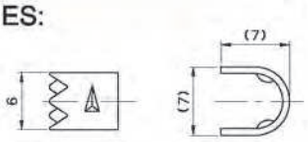


Rubber Pipe

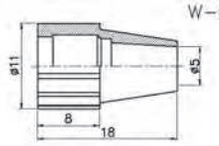


| ❖ No. of contacts | 4 | 5 | 6 | | | | | |
|---|---|---|---|---|---|---|---|---|
| Contacts Configuration | | | | | | | | |
| Rated current / voltage | 2A 125V | 2A 125V | 2A 125V | | | | | |
| Operating voltage limit (AC.V.rms) | 125 | 125 | 125 | | | | | |
| Withstanding voltage (AC.V. rms) 1 minute | 500 | 500 | 500 | | | | | |
| Insulation resistance (MΩ MIN.) at DC 500V | 1000 | 1000 | 1000 | | | | | |
| Contact resistance (mΩ MAX.) at DC 1A | 10 | 10 | 10 | | | | | |

## Socket Female Contact

WPM-94-RF-R

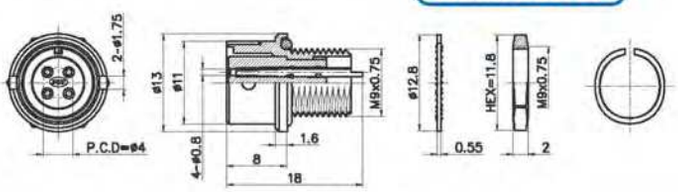


## Plug Male Contact

WPM-94-PM-R

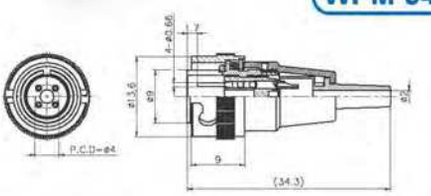


| No. of contacts | 4 | | | | | | | |
|---|---|---|---|---|---|---|---|---|
| Contacts Configuration | | | | | | | | |
| Rated current / voltage | 1A 300V | | | | | | | |
| Operating voltage limit (AC.V.rms) | AC 100V<br>DC 140V | | | | | | | |
| Withstanding voltage (AC.V. rms) 1 minute | 300 | | | | | | | |
| Insulation resistance (MΩ MIN.) at DC 500V | 200 | | | | | | | |
| Contact resistance (mΩ MAX.) at DC 1A | 10 | | | | | | | |

## Plug Male Contact

Note:

Cable Clamp

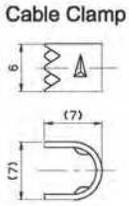


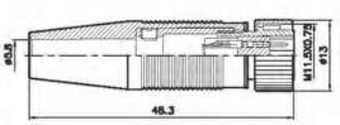


PLT-9❖-P-R

## Socket Female Contact

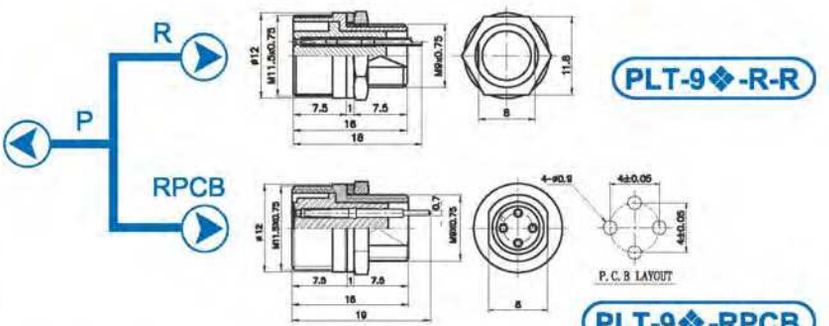


| No. of contacts | 4 | 6 | 7 | | | | | |
|---|---|---|---|---|---|---|---|---|
| Contacts Configuration | | | | | | | | |
| Rated current / voltage | 1A 300V | 1A 300V | 1A 300V | | | | | |
| Operating voltage limit (AC.V.rms) | 300 | 300 | 300 | | | | | |
| Withstanding voltage (AC.V. rms) 1 minute | 200 | 200 | 200 | | | | | |
| Insulation resistance (MΩ MIN.) at DC 500V | 10 | 10 | 10 | | | | | |
| Contact resistance (mΩ MAX.) at DC 1A | 0.7 | 0.7 | 0.7 | | | | | |

## Socket Female Contact

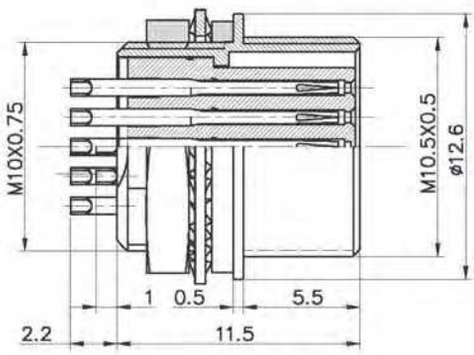


RF

PM

**PLT-10❖-RF-R**

## Plug Male Contact

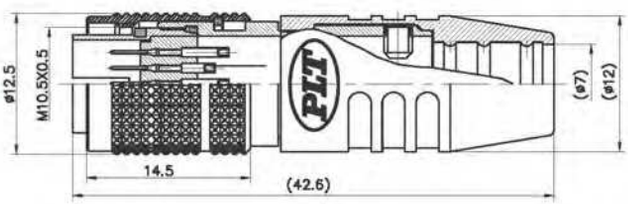


**PLT-10❖-PM-R**

## Plug Female Contact

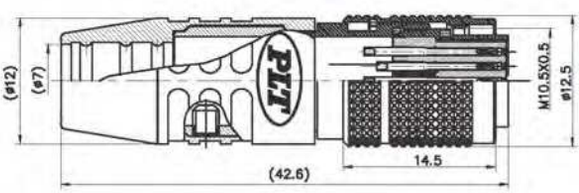


PF

**PLT-10❖-PF-R**

Note:

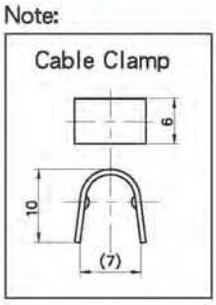


## Socket Male Contact

RM

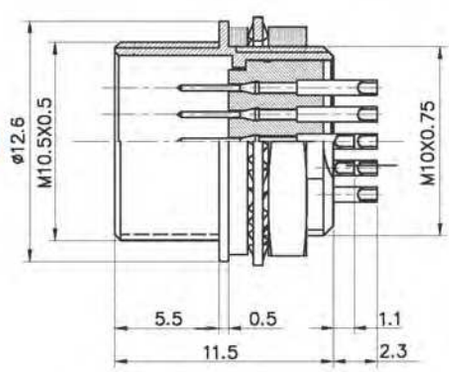


**PLT-10❖-RM-R**

| ❖ No. of contacts | 16 | | | | | | | |
|---|---|---|---|---|---|---|---|---|
| Contacts Configuration | 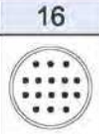 | | | | | | | |
| Rated current / voltage | 1A 30V | | | | | | | |
| Operating voltage limit (AC.V.rms) | 42V | | | | | | | |
| Withstanding voltage (AC.V. rms) 1 minute | 100 | | | | | | | |
| Insulation resistance (MΩ MIN.) at DC 500V | 1000 | | | | | | | |
| Contact resistance (mΩ MAX.) at DC 1A | 30 | | | | | | | |

## Plug Female Contact

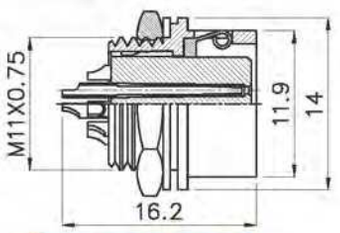


PLT-11❖-RF-R

RF

PM

## Plug Male Contact

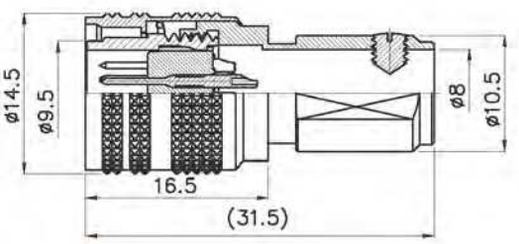


PLT-11❖-PM-R

## Adapter Female Contact

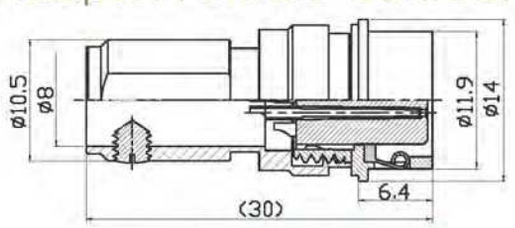


PLT-11❖-ADF-R

ADF

## Adapter Male Contact

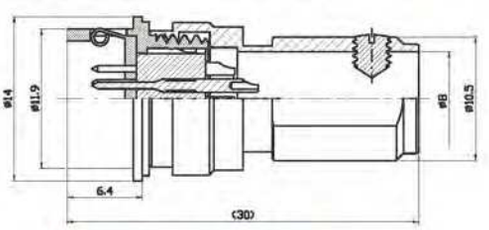

PLT-11❖-ADM-R

ADM

## Plug Female Contact

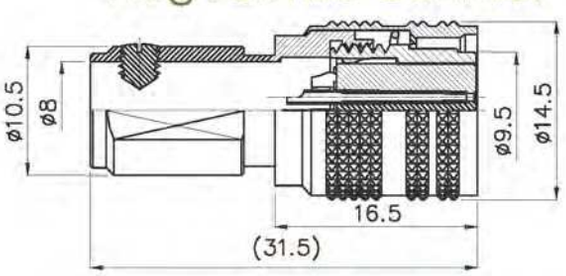


PLT-11❖-PF-R

PF

## Socket Male Contact

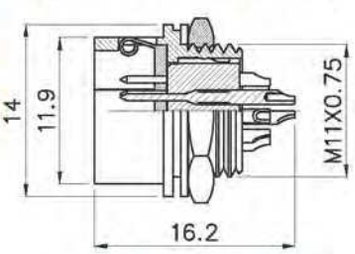


PLT-11❖-RM-R

RM

ACCESSORIES:

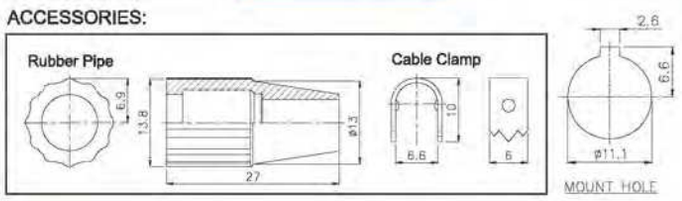


| ❖ No. of contacts | 10 | 12 | 16 | | | | | |
|---|---|---|---|---|---|---|---|---|
| Contacts Configuration | | | | | | | | |
| Rated current / voltage | 2A 125V | 2A 125V | 1A 30V | | | | | |
| Operating voltage limit (AC.V.rms) | 125 | 125 | 125 | | | | | |
| Withstanding voltage (AC.V. rms) 1 minute | 125 | 125 | 100 | | | | | |
| Insulation resistance (MΩ MIN.) at DC 500V | 200 | 200 | 1000 | | | | | |
| Contact resistance (mΩ MAX.) at DC 1A | 30 | 30 | 30 | | | | | |

SHELL SIZE 14

# PLT-14 Series



## Plug Male Contact

## Adapter Female Contact

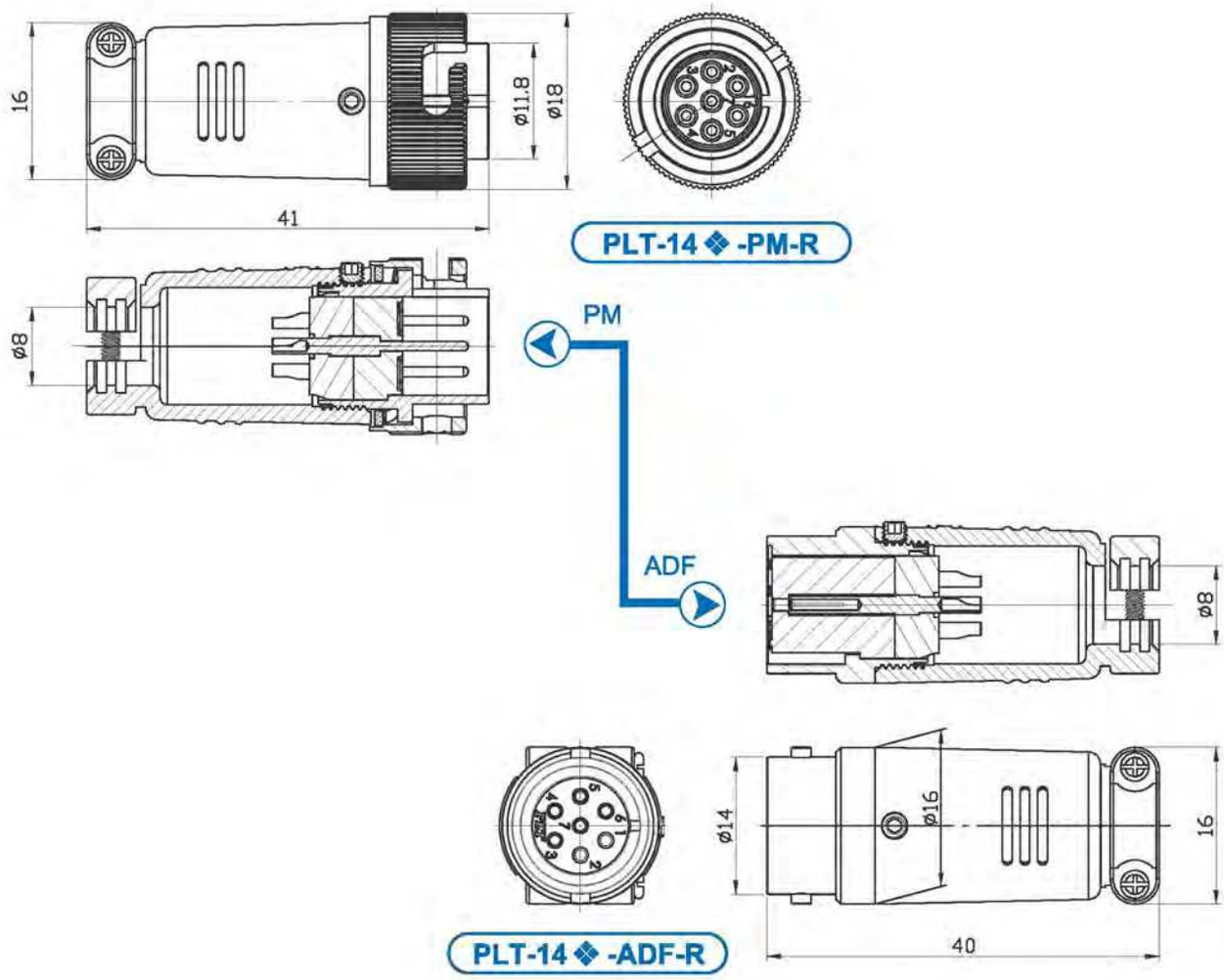


| ❖ No. of contacts | 3 | 4 | 7 | | | | | |
|---|---|---|---|---|---|---|---|---|
| Contacts Configuration | 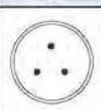 | 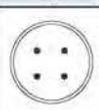 | 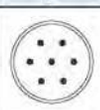 | | | | | |
| Rated current / voltage | 5A 125V | 5A 125V | 5A 125V | | | | | |
| Operating voltage limit (AC.V.rms) | 300 | 300 | 300 | | | | | |
| Withstanding voltage (AC.V. rms) 1 minute | 1500 | 1500 | 1000 | | | | | |
| Insulation resistance (MΩ MIN.) at DC 500V | 1000 | 1000 | 1000 | | | | | |
| Contact resistance (mΩ MAX.) at DC 1A | 4 | 4 | 4 | | | | | |

## Plug Female Contact

## Socket Male Contact

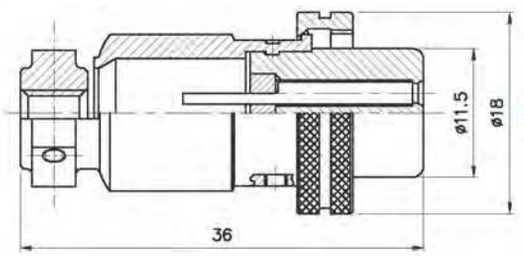


P

R

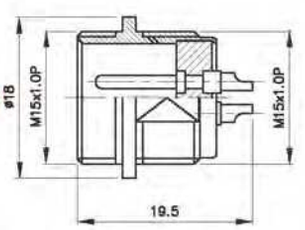


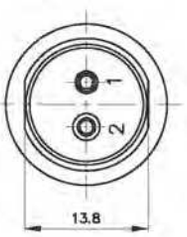


PLT-15❖-P-R

PLT-15❖-R-R

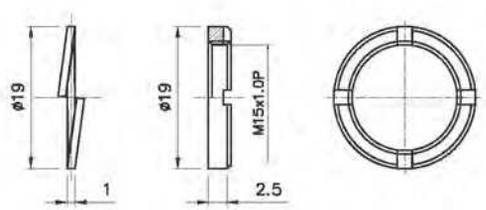


ACCESSORIES

## Adapter Male Contact

AD

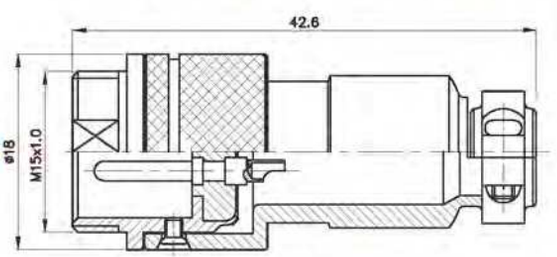


PLT-15❖-AD-R

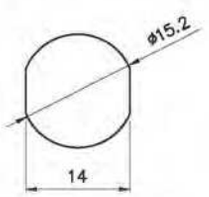


MOUNTING HOLES

| ❖ No. of contacts | 2 | 3 | 4 | | | | | |
|---|---|---|---|---|---|---|---|---|
| Contacts Configuration | | | | | | | | |
| Rated current / voltage | 5A 125V | 5A 125V | 5A 125V | | | | | |
| Operating voltage limit (AC.V.rms) | 200 | 200 | 200 | | | | | |
| Withstanding voltage (AC.V. rms) 1 minute | 1000 | 1000 | 1000 | | | | | |
| Insulation resistance (MΩ MIN.) at DC 500V | 100 | 100 | 100 | | | | | |
| Contact resistance (mΩ MAX.) at DC 1A | 10 | 10 | 10 | | | | | |
| Solder internal diameter | 1.8 / 2.3 | 1.8 / 2.3 | 1.5 | | | | | |

SHELL SIZE 15.5

## PLT-15.5 Series



### Adapter Male Contact

### Plug Female Contact

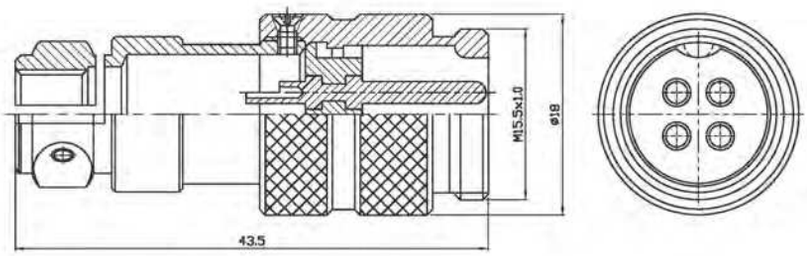


**PLT-15.5-4AD-R**

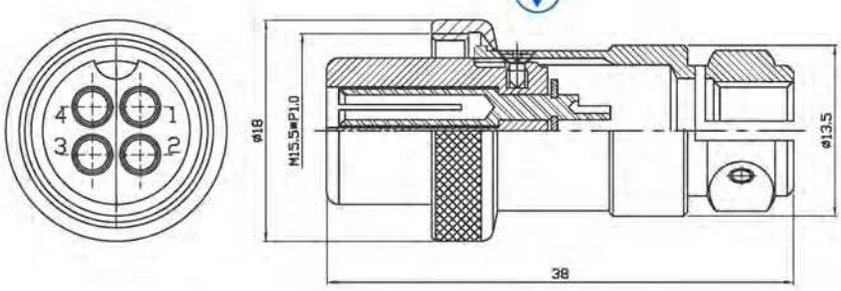


**PLT-15.5-4P-R**

| No. of contacts | 2 | 4 | | | | | | |
|---|---|---|---|---|---|---|---|---|
| Contacts Configuration |  | 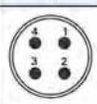 | | | | | | |
| Rated current / voltage | 5A 125V | 5A 150V | | | | | | |
| Operating voltage limit (AC.V.rms) | 200 | 200 | | | | | | |
| Withstanding voltage (AC.V. rms) 1 minute | 1000 | 1000 | | | | | | |
| Insulation resistance (MΩ MIN.) at DC 500V | 1000 | 1000 | | | | | | |
| Contact resistance (mΩ MAX.) at DC 1A | 3 | 3 | | | | | | |
| Solder internal diameter | 1.5 | 1 | | | | | | |

## Plug Female Contact

## Socket Male Contact

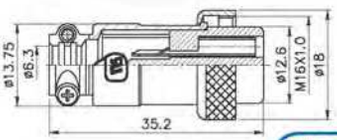


P

PLT-16❖-P-R

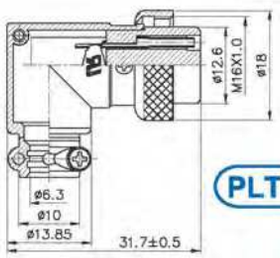


LP

PLT-16❖-LP-R

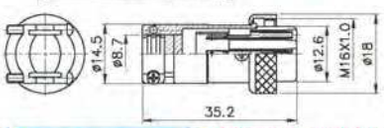


PA

PLT-16 -PA-R

Material: Zinc Alloy
材質:鋅合金

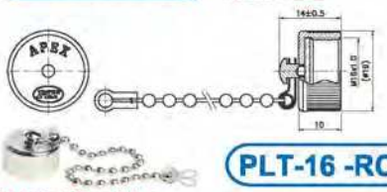


RCaC-R

PLT-16 -RCaC-R

Material: Zinc Alloy
材質:鋅合金

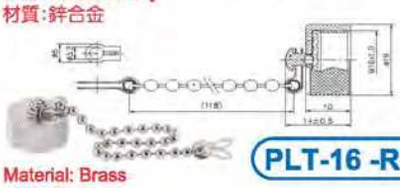

RCa-R

PLT-16 -RCa-R

Material: Brass
材質:銅

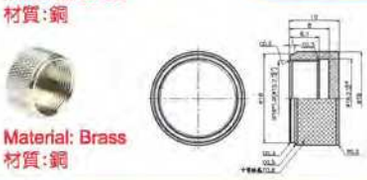

U-C5

ADA

U-C5

Material: Brass
材質:銅

### Stainless Steel 不鏽鋼材質

| PIN | 2 | 3 | 4 | 5 | 6 | 7 | 8 |
|---|---|---|---|---|---|---|---|
| L | 20.5 | 20.5 | 20.5 | 20.5 | 19 | 19 | 19 |

R

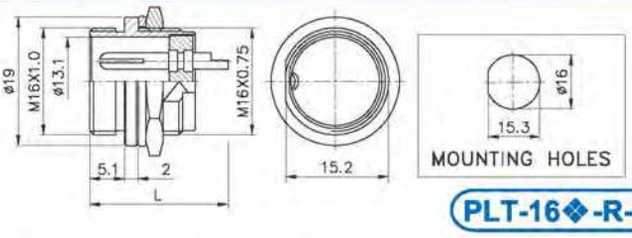


PLT-16❖-R-R

RL

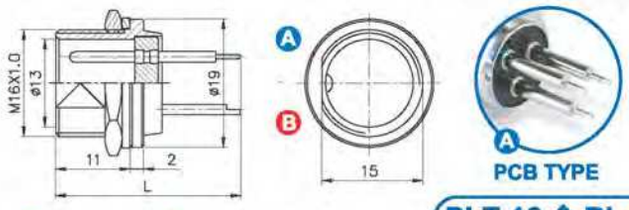


PLT-16 ❖-RL-R

*A :PCB TYPE *B :SOLDING TYPE

FORM 1 FOR PLT-16❖-RL

| LENGTH | L1 | L2 | L3 | L4 | L5 | L6 |
|---|---|---|---|---|---|---|
| SIZE | 20.5 | 23.5 | 29 | 30.5 | 21.5 | 21.5 |

•FORM 2 (ACCESSORIES)

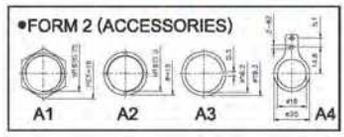


## Adapter Male Contact

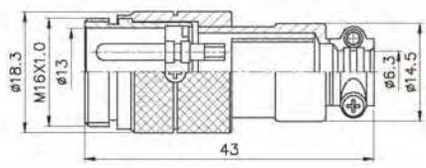


PLT-16❖-AD-R

PD:98441

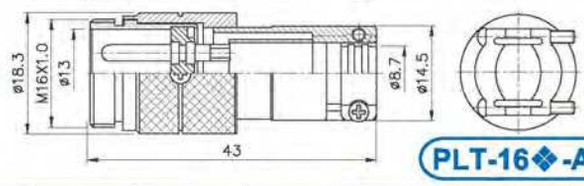


PLT-16❖-ADA-R

| ❖ No. of contacts | 2 | 3 | 4 | 5 | 6 | 7 | 8 | |
|---|---|---|---|---|---|---|---|---|
| Contacts Configuration | TÜV | TÜV | TÜV | TÜV | TÜV | TÜV | TÜV | |
| Rated current / voltage | 5A 125V | 5A 125V | 5A 125V | 5A 125V | 5A 125V | 5A 125V | 5A 125V | |
| Operating voltage limit (AC.V.rms) | 200 | 200 | 200 | 200 | 200 | 200 | 200 | |
| Withstanding voltage (AC.V. rms) 1 minute | 1000 | 1000 | 1000 | 1000 | 1000 | 1000 | 1000 | |
| Insulation resistance (MΩ MIN.) at DC 500V | 1000 | 1000 | 1000 | 1000 | 1000 | 1000 | 1000 | |
| Contact resistance (mΩ MAX.) at DC 1A | 3 | 3 | 3 | 3 | 3 | 3 | 3 | |
| Solder internal diameter | 1.4 | 1.4 | 1.4 | 1.2 | 0.8 | 0.8 | 0.8 | |

## Plug Male Contact

## Socket Female Contact

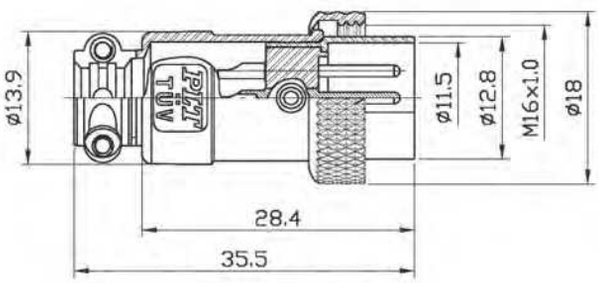


PLT-16❖-PM-R

PM

RLF

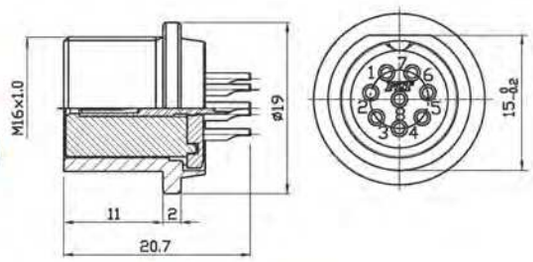


PLT-16❖-RLF-R

RF

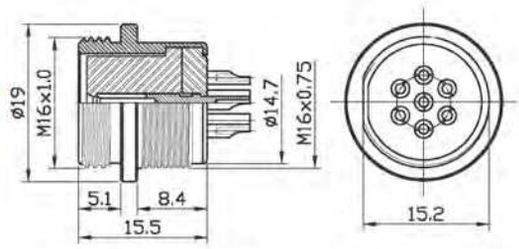


PLT-16❖-RF-R

| ❖ No. of contacts | 2 | 3 | 4 | 5 | 6 | 7 | 8 | |
|---|---|---|---|---|---|---|---|---|
| Contacts Configuration | 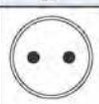 | | 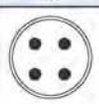 | | 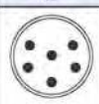 | | | |
| Rated current / voltage | 5A 125V | 5A 125V | 5A 125V | 5A 125V | 5A 125V | 5A 125V | 5A 125V | |
| Operating voltage limit (AC.V.rms) | 200 | 200 | 200 | 200 | 200 | 200 | 200 | |
| Withstanding voltage (AC.V. rms) 1 minute | 1000 | 1000 | 1000 | 1000 | 1000 | 1000 | 1000 | |
| Insulation resistance (MΩ MIN.) at DC 500V | 1000 | 1000 | 1000 | 1000 | 1000 | 1000 | 1000 | |
| Contact resistance (mΩ MAX.) at DC 1A | 3 | 3 | 3 | 3 | 3 | 3 | 3 | |
| Solder internal diameter | 1.4 | 1.4 | 1.4 | 1.2 | 0.8 | 0.8 | 0.8 | |

## Plug Male Contact

## Socket Female Contact

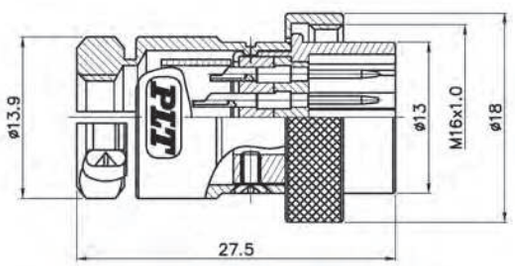


PLT-16❖A-PM-R

PM

RF

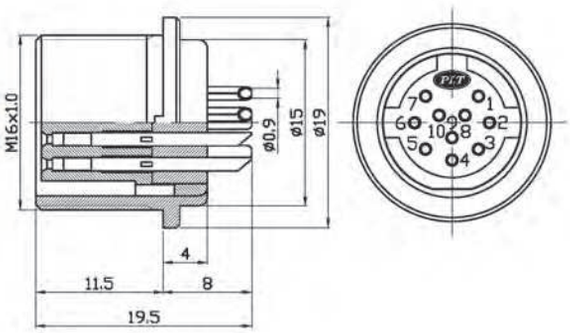


PLT-16❖A-RF-R

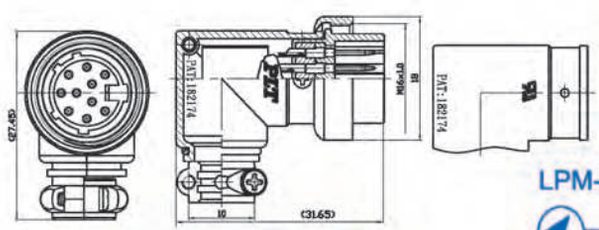

LPM-R

PLT-16❖A-LPM-R

| ❖ No. of contacts | 10 | | | | | | | |
|---|---|---|---|---|---|---|---|---|
| Contacts Configuration | | | | | | | | |
| Rated current / voltage | 3A 125V | | | | | | | |
| Operating voltage limit (AC.V.rms) | 200 | | | | | | | |
| Withstanding voltage (AC.V. rms) 1 minute | 1000 | | | | | | | |
| Insulation resistance (MΩ MIN.) at DC 500V | 100 | | | | | | | |
| Contact resistance (mΩ MAX.) at DC 1A | 10 | | | | | | | |
| Solder internal diameter | 0.9 | | | | | | | |

SHELL SIZE 17

## PLT-17 Series



### Plug Female Contact

### Socket Male Contact

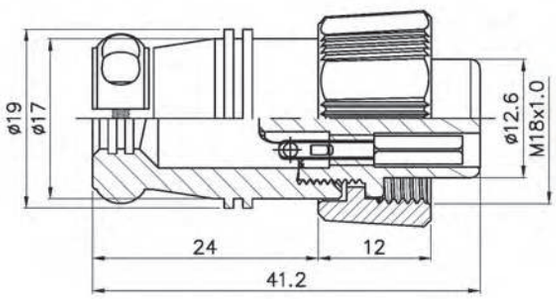


PLT-17❖-P-R

P

R

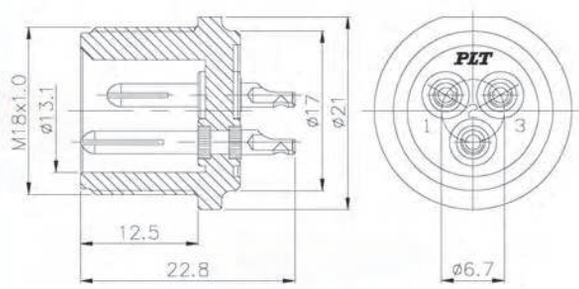


PLT-17❖-R-R

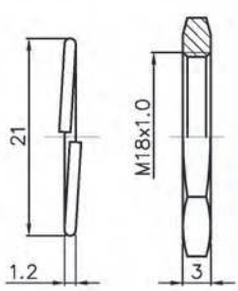


ACCESSORIES

### ( Engineering Plastic 工程塑膠 )

| ❖ No. of contacts | 3 | 6 | | | | | | |
|---|---|---|---|---|---|---|---|---|
| Contacts Configuration | | 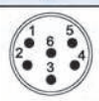 | | | | | | |
| Rated current / voltage | 6A 125V | 6A 125V | | | | | | |
| Operating voltage limit (AC.V.rms) | 200 | 200 | | | | | | |
| Withstanding voltage (AC.V. rms) 1 minute | 1000 | 1000 | | | | | | |
| Insulation resistance (MΩ MIN.) at DC 500V | 1000 | 1000 | | | | | | |
| Contact resistance (mΩ MAX.) at DC 1A | 3 | 3 | | | | | | |
| Solder internal diameter | 1.4 | 0.8 | | | | | | |

## Socket Female Contact

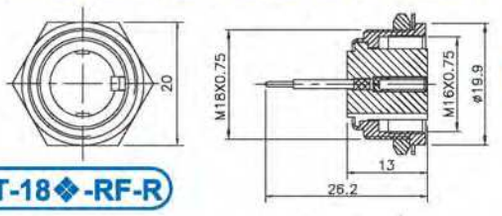


PLT-18❖-RF-R

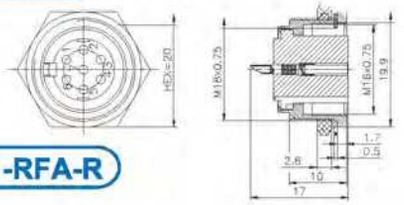


PLT-18❖-RFA-R

## Adapter Female Contact

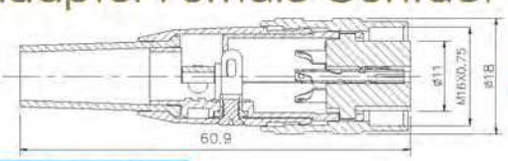


PLT-18❖-ADF-R

RF
RFA
ADF
PM

## Plug Male Contact

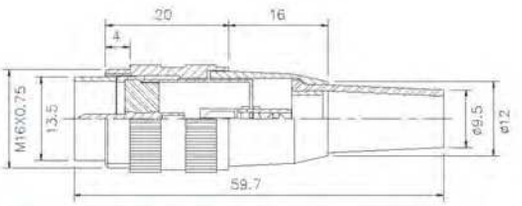


PLT-18❖-PM-R

## Plug Female Contact

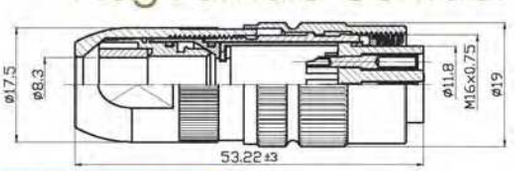


PLT-18❖A-PF-R

## Socket Female Contact

PCB TYPE

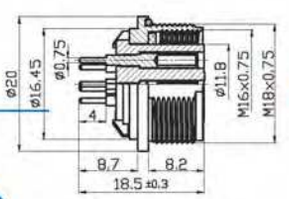


PLT-18❖A-RF-R

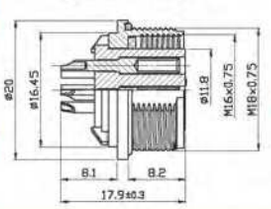


PLT-18❖B-RF-R

PF
RM
RF
PM
RF

## Socket Male Contact

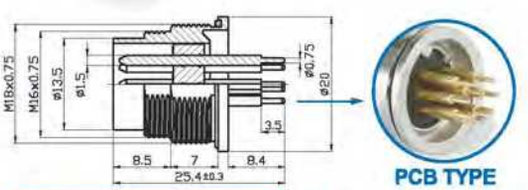


PCB TYPE

PLT-18❖A-RM-R IP67

## Plug Male Contact

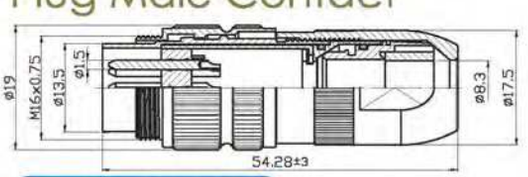


PLT-18❖A-PM-R

| ❖ No. of contacts | 5 | 7 | 8 | | | | | |
|---|---|---|---|---|---|---|---|---|
| Contacts Configuration | | TÜV | | | | | | |
| Rated current / voltage | 5A 125V | 5A 125V | 5A 125V | | | | | |
| Operating voltage limit (AC.V.rms) | 200 | 200 | 200 | | | | | |
| Withstanding voltage (AC.V. rms) 1 minute | 1000 | 1000 | 1000 | | | | | |
| Insulation resistance (MΩ MIN.) at DC 500V | 1000 | 1000 | 1000 | | | | | |
| Contact resistance (mΩ MAX.) at DC 1A | 3 | 3 | 3 | | | | | |
| Solder internal diameter | 1.55 | 1.55 | 1.55 | | | | | |

SHELL SIZE 19

# PLT-19 Series



## Plug Female Contact

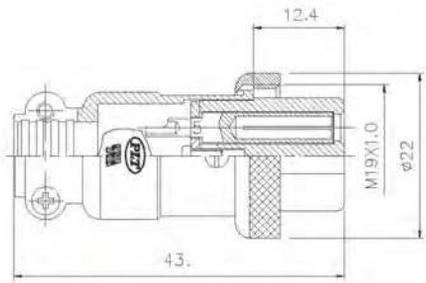


PLT-19❖-P-R

## Socket Male Contact

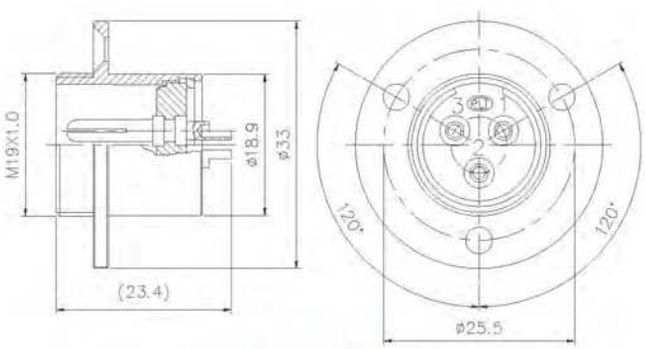


PLT-19❖-R-R

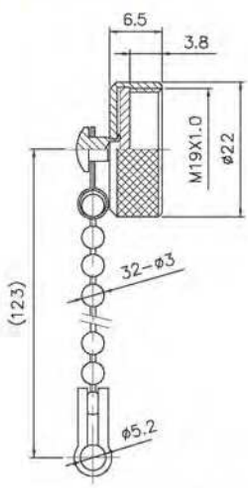


Material: Copper Alloy
材質:銅合金

PLT-19-RCa-R

## Adapter Male Contact

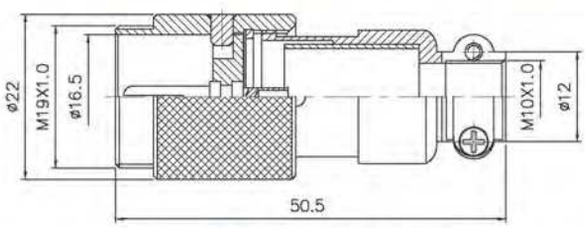


PLT-19❖-AD-R

| ❖ No. of contacts | 2 | 3 | 4 | | | | | |
|---|---|---|---|---|---|---|---|---|
| Contacts Configuration | TÜV | TÜV | TÜV | | | | | |
| Rated current / voltage | 7A 250V | 7A 250V | 7A 250V | | | | | |
| Operating voltage limit (AC.V.rms) | 250 | 250 | 250 | | | | | |
| Withstanding voltage (AC.V. rms) 1 minute | 1000 | 1000 | 1000 | | | | | |
| Insulation resistance (MΩ MIN.) at DC 500V | 1000 | 1000 | 1000 | | | | | |
| Contact resistance (mΩ MAX.) at DC 1A | 3 | 3 | 3 | | | | | |
| Solder internal diameter | 1.7 | 1.7 | 1.7 | | | | | |

## Plug Female Contact

## Socket Male Contact

●另有鎖側螺絲選項
Optional accessory: side screws

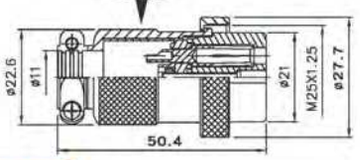


**PLT-25❖-P-R**

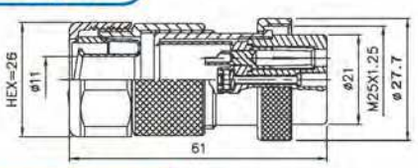


**PLT-25❖-GP3-R** 3=轉接3/8"軟管
Connected with 3/8" conduit

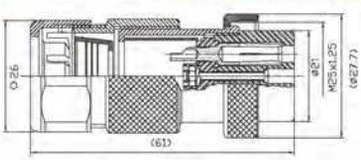


**PLT-25❖-WGPF3-R** 3=轉接3/8"尼龍管
Connected with 3/8" nylon tube

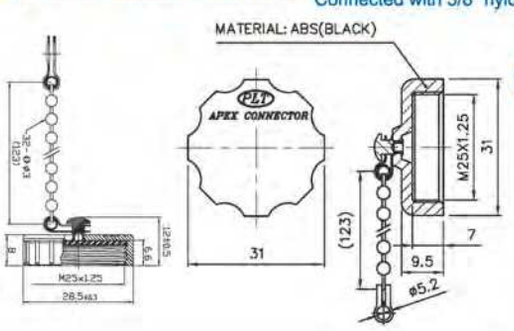


P
R
GP
WGPF
AD
RCa

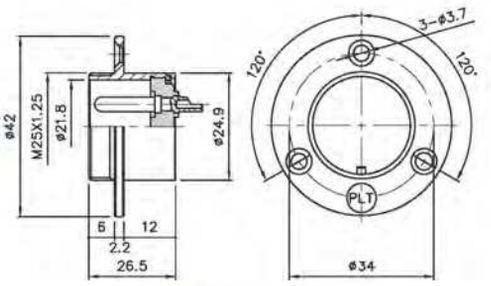


**PLT-25❖-R-R**

## Adapter Male Contact

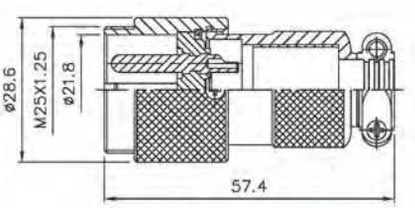


**PLT-25❖-AD-R**

Material: Plastic
材質:塑膠

**PLT-25A-RCa-R**

Material: Zinc Alloy
材質:鋅合金

**PLT-25C-RCa-R**

Material: Plastic
材質:塑膠

**PAT A-590PX**

| ❖ No. of contacts | 2 | 3 | 4 | 5 | 6 | | | |
|---|---|---|---|---|---|---|---|---|
| Contacts Configuration | TÜV | TÜV | TÜV | TÜV | TÜV | | | |
| Rated current / voltage | 10A 250V | 10A 250V | 10A 250V | 10A 250V | 10A 250V | | | |
| Operating voltage limit (AC.V.rms) | 400 | 400 | 400 | 400 | 300 | | | |
| Withstanding voltage (AC.V. rms) 1 minute | 2000 | 2000 | 2000 | 1800 | 1800 | | | |
| Insulation resistance (MΩ MIN.) at DC 500V | 2000 | 2000 | 2000 | 2000 | 2000 | | | |
| Contact resistance (mΩ MAX.) at DC 1A | 3 | 3 | 3 | 3 | 3 | | | |
| Solder internal diameter | 1.9 | 1.9 | 1.9 | 1.9 | 1.9 | | | |

SHELL SIZE 25

# PLT-25 Series



## Socket Female Contact

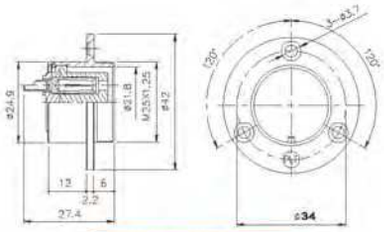

PLT-25❖-RF-R

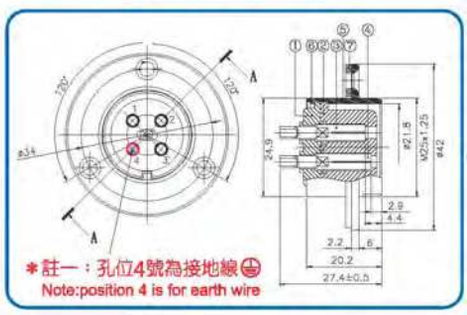


PLT-254E-RF-R

## Adapter Female Contact

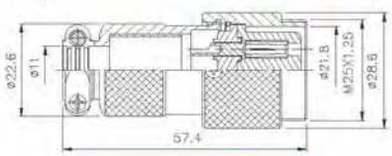

PLT-25❖-ADF-R

## Plug Male Contact

●另有鎖側螺絲選項
Optional accessory: side screws

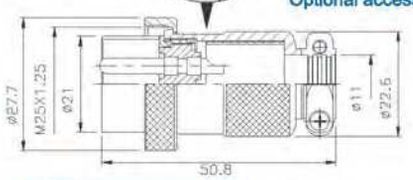

PLT-25❖-PM-R

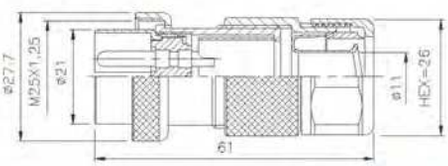

PLT-25❖-GPM3-R 3=轉接3/8"軟管 Connected with 3/8" conduit

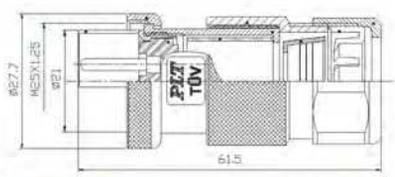

PLT-25❖-WGPM3-R 3=轉接3/8"尼龍管 Connected with 3/8" nylon tube

RF

PM

RF

GPM

WGPM

ADF

RCa

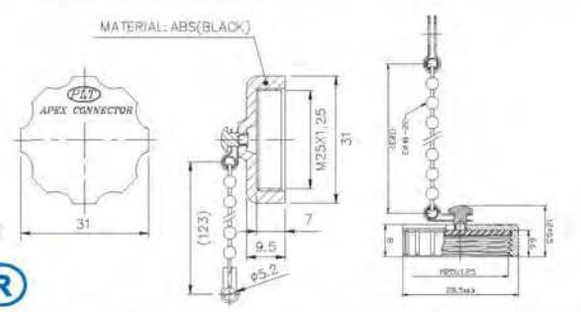


Material: Zinc Alloy
材質:鋅合金

PLT-25C-RCa-R

Material: Plastic
材質:塑膠

PAT A-590PX

Material: Plastic
材質:塑膠

PLT-25A-RCa-R

| ❖ No. of contacts | 2 | 3 | 4 | 5 | 6 | | | |
|---|---|---|---|---|---|---|---|---|
| Contacts Configuration | TÜV | TÜV | TÜV | TÜV | TÜV | | | |
| Rated current / voltage | 10A 250V | 10A 250V | 10A 250V | 10A 250V | 10A 250V | | | |
| Operating voltage limit (AC.V.rms) | 400 | 400 | 400 | 400 | 300 | | | |
| Withstanding voltage (AC.V. rms) 1 minute | 2000 | 2000 | 2000 | 1800 | 1800 | | | |
| Insulation resistance (MΩ MIN.) at DC 500V | 2000 | 2000 | 2000 | 2000 | 2000 | | | |
| Contact resistance (mΩ MAX.) at DC 1A | 3 | 3 | 3 | 3 | 3 | | | |
| Solder internal diameter | 1.9 | 1.9 | 1.9 | 1.9 | 1.9 | | | |

## Socket Male Contact

## Plug Female Contact

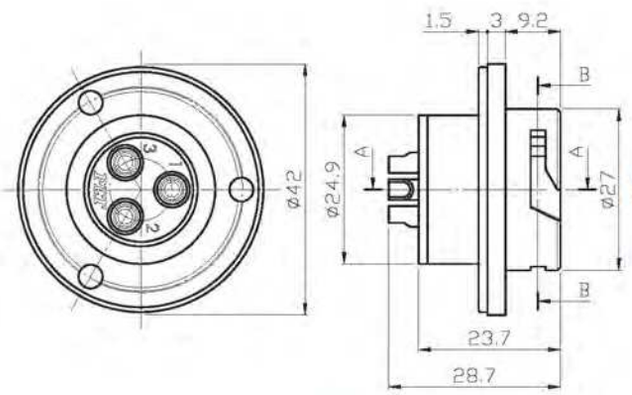


PLT-25❖A-R-R

PLT-25❖A-P-R

## ( Engineering Plastic 工程塑膠 )

| ❖ No. of contacts | 3 | 4 | | | | | | |
|---|---|---|---|---|---|---|---|---|
| Contacts Configuration | 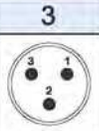 | 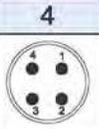 | | | | | | |
| Rated current / voltage | 10A 250V | 10A 250V | | | | | | |
| Operating voltage limit (AC.V.rms) | 200 | 200 | | | | | | |
| Withstanding voltage (AC.V. rms) 1 minute | 1000 | 1000 | | | | | | |
| Insulation resistance (MΩ MIN.) at DC 500V | 1000 | 1000 | | | | | | |
| Contact resistance (mΩ MAX.) at DC 1A | 3 | 3 | | | | | | |

## Plug Female Contact

## Socket Male Contact

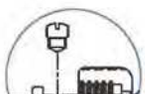

●另有鎖側螺絲選項
Optional accessory: side screws

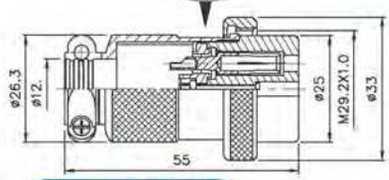


**PLT-30❖-P-R**

P
R

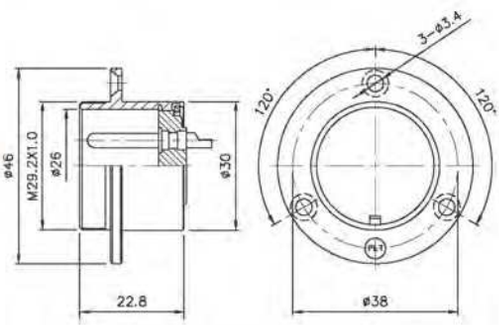


**PLT-30❖-R-R**

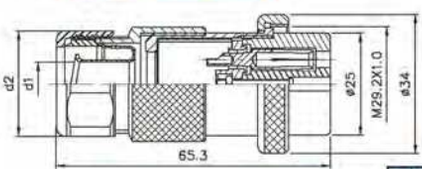


**PLT-30❖-GP❖-R**

GP

軟管 / Conduit

| | | | |
|---|---|---|---|
| 3 | 3/8" 軟管 | d1 Ø10.8 | d2 Ø26.3 |
| 4 | 1/2" 軟管 | d1 Ø14.3 | d2 Ø31.2 |

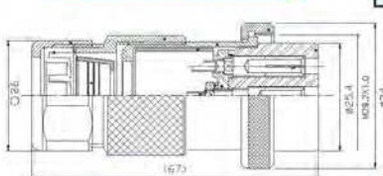

**PLT-30❖-WGP❖-R**

WGP

尼龍管 / Nylon Tube

| | | | |
|---|---|---|---|
| 3 | 3/8" 軟管 | d1 Ø10.8 | d2 Ø26.3 |
| 4 | 1/2" 軟管 | d1 Ø14.3 | d2 Ø31.2 |

## Adapter Male Contact

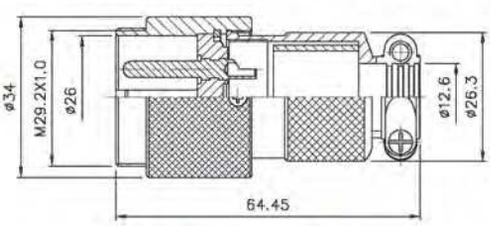


**PLT-30❖-AD-R**

AD

RCa

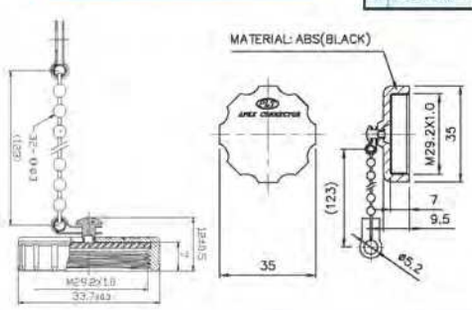


Material: Plastic
材質:塑膠

**PLT-30A-RCa-R**

Material: Zinc Alloy
材質:鋅合金

**PLT-30C-RCa-R**

Material: Plastic
材質:塑膠

**PAT A-591PX**

| ❖ No. of contacts | 2 | 3 | 4 | 5 | 8 | | | |
|---|---|---|---|---|---|---|---|---|
| Contacts Configuration | TÜV | TÜV | TÜV | TÜV | TÜV | | | |
| Rated current / voltage | 15A 250V | 15A 250V | 15A 250V | 15A 250V | 10A 250V | | | |
| Operating voltage limit (AC.V.rms) | 400 | 400 | 400 | 400 | 300 | | | |
| Withstanding voltage (AC.V. rms) 1 minute | 2000 | 2000 | 2000 | 1800 | 1800 | | | |
| Insulation resistance (MΩ MIN.) at DC 500V | 2000 | 2000 | 2000 | 2000 | 2000 | | | |
| Contact resistance (mΩ MAX.) at DC 1A | 3 | 3 | 3 | 3 | 3 | | | |
| Solder internal diameter | 2.8 | 2.8 | 2.8 | 2.8 | 2.5 | | | |

## Socket Female Contact

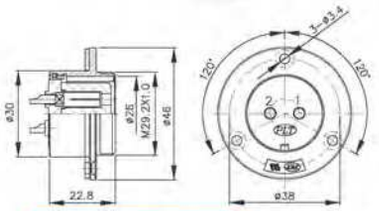

PLT-30❖-RF-R

PLT-304E-RF-R

PLT-307E-RF-R

## Adapter Female Contact

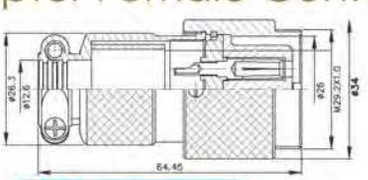

PLT-30❖-ADF-R

## Plug Male Contact

RF

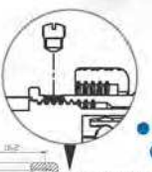

●另有鎖側螺絲選項
Optional accessory: side screws

PM

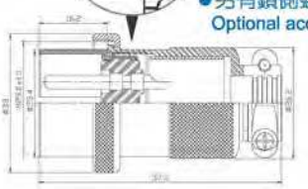

PLT-30❖-PM-R

GPM

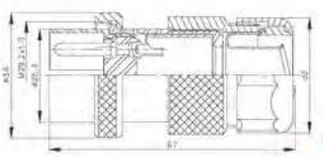

軟管 / Conduit

| | | | |
|---|---|---|---|
| 3 | 3/8" 軟管 | d1 Ø10.8 | d2 Ø26.3 |
| 4 | 1/2" 軟管 | d1 Ø14.3 | d2 Ø31.2 |

PLT-30❖-GPM❖-R

WGPM

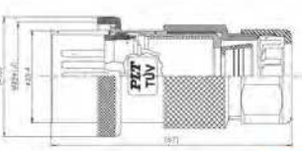

尼龍管 / Nylon Tube

| | | | |
|---|---|---|---|
| 3 | 3/8" 軟管 | d1 Ø10.8 | d2 Ø26.3 |
| 4 | 1/2" 軟管 | d1 Ø14.3 | d2 Ø31.2 |

PLT-30❖-WGPM❖-R

RCa

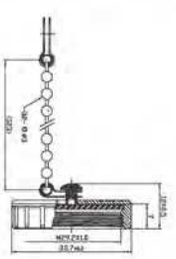

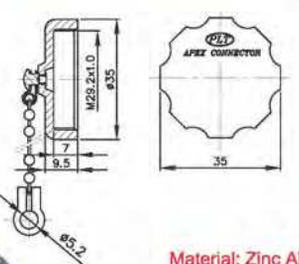

ADF

Material: Plastic
材質:塑膠

PLT-30A-RCa-R

Material: Plastic
材質:塑膠

PAT A-591PX

Material: Zinc Alloy
材質:鋅合金

PLT-30C-RCa-R

| ❖ No. of contacts | 2 | 3 | 4 | 5 | 7 | 8 | | |
|---|---|---|---|---|---|---|---|---|
| Contacts Configuration | TÜV | TÜV | TÜV | TÜV | TÜV | TÜV | | |
| Rated current / voltage | 15A 250V | 15A 250V | 15A 250V | 15A 250V | 15A 250V | 10A 250V | | |
| Operating voltage limit (AC.V.rms) | 400 | 400 | 400 | 400 | 400 | 300 | | |
| Withstanding voltage (AC.V. rms) 1 minute | 2000 | 2000 | 2000 | 1800 | 1800 | 1800 | | |
| Insulation resistance (MΩ MIN.) at DC 500V | 2000 | 2000 | 2000 | 2000 | 2000 | 2000 | | |
| Contact resistance (mΩ MAX.) at DC 1A | 3 | 3 | 3 | 3 | 3 | 3 | | |
| Solder internal diameter | 2.8 | 2.8 | 2.8 | 2.8 | 2 | 2.5 | | |

## Socket male Contact

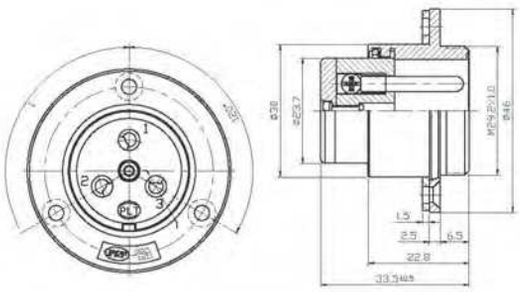

PLT-303-RN-R

RN

PN

RCa

## Plug Female Contact

●另有鎖側螺絲選項
Optional accessory: side screws

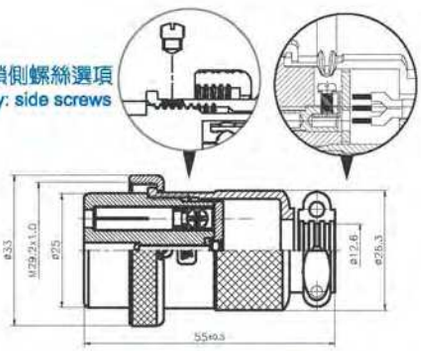

PLT-303-PN-R

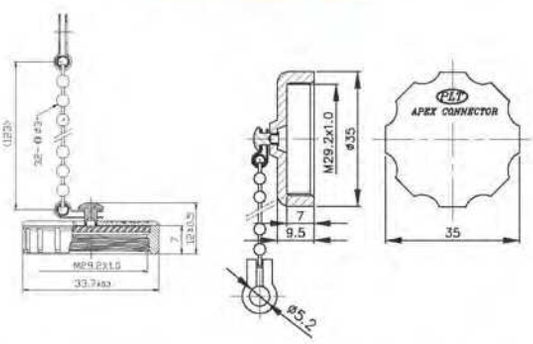

Screw-Lockup-Contact Model
螺絲鎖附型

Patent of invention, all rights reserved
專利產品，仿冒必究

Material: Plastic
材質:塑膠

PAT A-591PX

Material: Zinc Alloy
材質:鋅合金

PLT-30C-RCa-R

Material: Plastic
材質:塑膠

PLT-30A-RCa-R

| No. of contacts | 3 | | | | | | | |
|---|---|---|---|---|---|---|---|---|
| Contacts Configuration | TÜV | | | | | | | |
| Rated current / voltage | 15A 250V | | | | | | | |
| Operating voltage limit (AC.V.rms) | 400 | | | | | | | |
| Withstanding voltage (AC.V. rms) 1 minute | 2000 | | | | | | | |
| Insulation resistance (MΩ MIN.) at DC 500V | 2000 | | | | | | | |
| Contact resistance (mΩ MAX.) at DC 1A | 3 | | | | | | | |
| Solder internal diameter | 2.8 | | | | | | | |

## Socket Male Contact

## Plug Female Contact

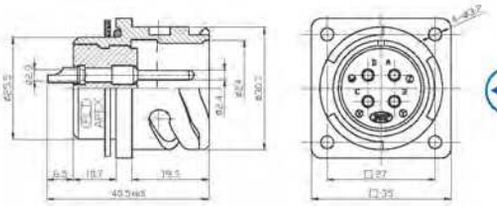

PLT3102A 18-10PA

SA

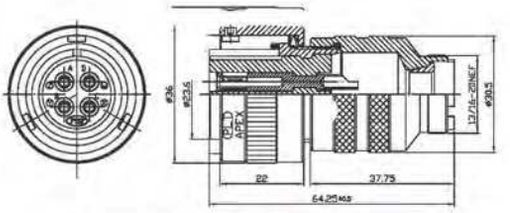

PLT3106A 18-10SA

SC

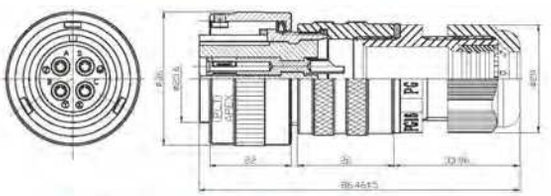

PLT3106A 18-10SC

RCa

PLT-18RCa

Material: Aluminum Alloy
材質:鋁合金

| No. of contacts | 4 | | | |
|---|---|---|---|---|
| Contacts Configuration | 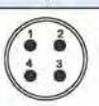 | | | |
| Operating voltage | 23A DC:700V AC:500V | | | |
| Withstanding voltage (AC.V. rms) 1 minute | 2000 | | | |
| Insulation resistance (MΩ MIN.) at DC 500V | 5000 | | | |
| Test Current | 23 | | | |

## Socket male Contact

## Plug Female Contact

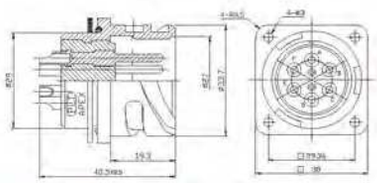

PLT3102A 20-15PA

SA
PA
SC
RCa

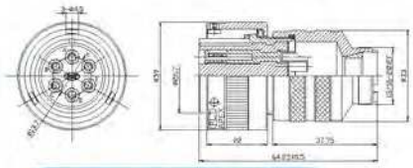

PLT3106A 20-15SA

PLT3106A 20-15SC

PLT-20RCa

Material: Aluminum Alloy
材質:鋁合金

## Plug male Contact

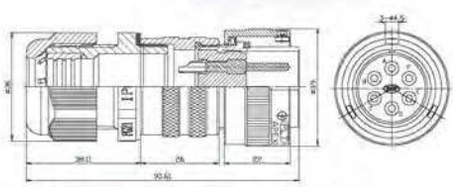

PLT3106A 20-15PC

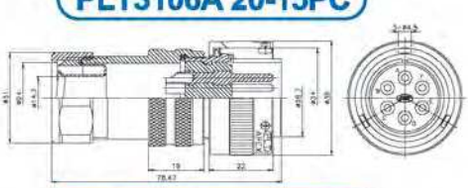

PLT3106A 20-15PG4

## Socket Female Contact

PC
SA
PG4
RCa

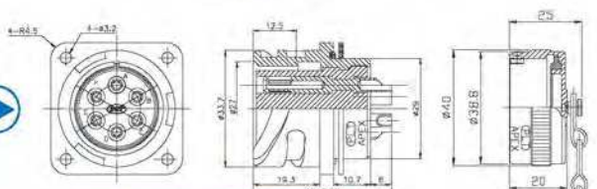

PLT3102A 20-15SA

PLT-20RCa

Material: Aluminum Alloy
材質:鋁合金

| No. of contacts | 6 | | | |
|---|---|---|---|---|
| Contacts Configuration | | | | |
| Operating voltage | 23A DC:700V AC:500V | | | |
| Withstanding voltage (AC.V. rms) 1 minute | 2000 | | | |
| Insulation resistance (MΩ MIN.) at DC 500V | 5000 | | | |
| Test Current | 23 | | | |

## Plug Female Contact

## Socket Male Contact

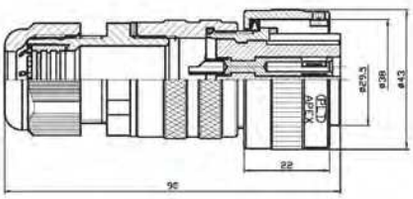

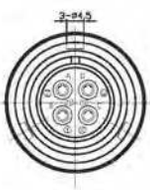

SC

PA

RCa

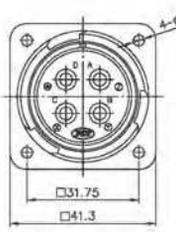

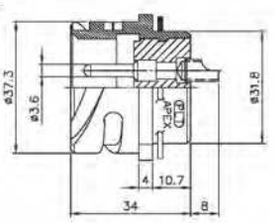

**PLT3102A 22-22PA**

Material: Aluminum Alloy
材質:鋁合金

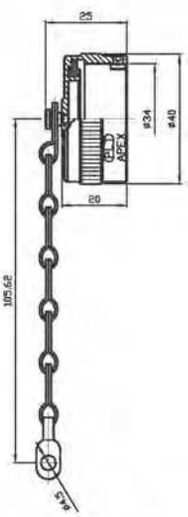

**PLT-22RCa**

**PLT3106A 22-22SC**

| No. of contacts | 4 | | | |
|---|---|---|---|---|
| Contacts Configuration | 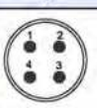 | | | |
| Operating voltage | 46A DC:1250V AC:900V | | | |
| Withstanding voltage (AC.V. rms) 1 minute | 2000 | | | |
| Insulation resistance (MΩ MIN.) at DC 500V | 5000 | | | |
| Test Current | 46 | | | |

SHELL SIZE

32

## PLT-32 Series



### Plug Female Contact

### Socket Male Contact

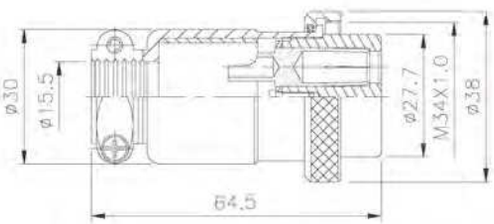


**PLT-32❖-P-R**

P

R

RCaN

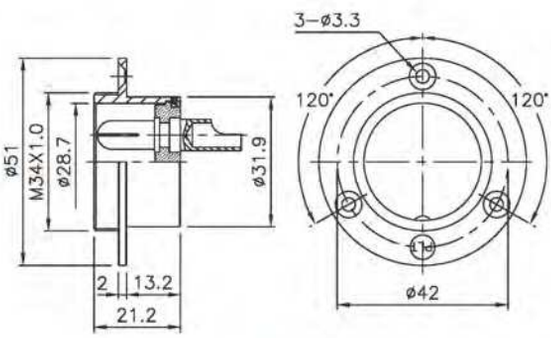


**PLT-32❖-R-R**

Material: Zinc Alloy
材質:鋅合金

**PLT-32C-RCaN-R** Finish (表面處理) → Nickel-plated / 鍍鎳
Chrome-plated / 鍍鉻

| ❖ No. of contacts | 2 | 3 | | | | | | |
|---|---|---|---|---|---|---|---|---|
| Contacts Configuration | TÜV UL | TÜV UL | | | | | | |
| Rated current / voltage | 30A 250V | 30A 250V | | | | | | |
| Operating voltage limit (AC.V.rms) | 400 | 400 | | | | | | |
| Withstanding voltage (AC.V. rms) 1 minute | 2000 | 2000 | | | | | | |
| Insulation resistance (MΩ MIN.) at DC 500V | 2000 | 2000 | | | | | | |
| Contact resistance (mΩ MAX.) at DC 1A | 5 | 5 | | | | | | |
| Solder internal diameter | 6 | 6 | | | | | | |

## Plug Female Contact

## Socket Male Contact

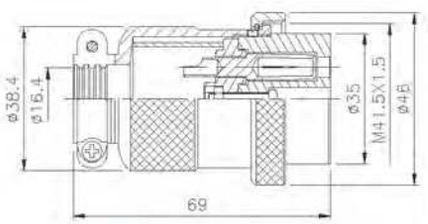


PLT-40❖-P-R

P

R

RCaC

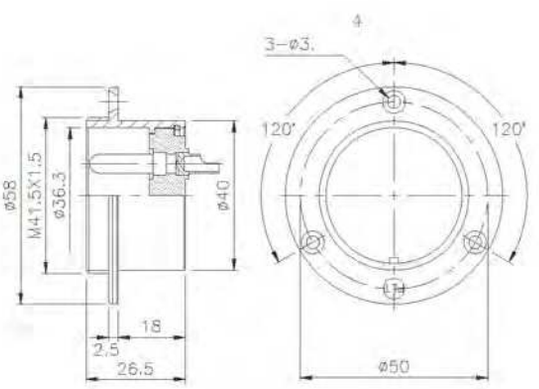


PLT-40❖-R-R

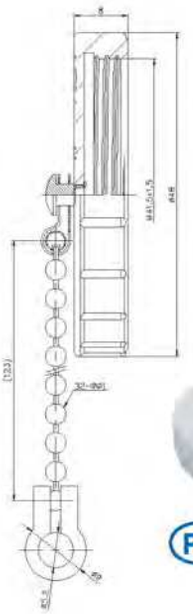

PLT-40C-RCaC-R

Material: Zinc Alloy
材質:鋅合金

| ❖ No. of contacts | 4 | 8 | 37 | | | | | |
|---|---|---|---|---|---|---|---|---|
| Contacts Configuration | TÜV | TÜV | TÜV | | | | | |
| Rated current / voltage | 30A 250V | 20A 250V | 5A 300V | | | | | |
| Operating voltage limit (AC.V.rms) | 500 | 400 | 300 | | | | | |
| Withstanding voltage (AC.V. rms) 1 minute | 2500 | 2000 | 1000 | | | | | |
| Insulation resistance (MΩ MIN.) at DC 500V | 2000 | 2000 | 1800 | | | | | |
| Contact resistance (mΩ MAX.) at DC 1A | 3 | 3 | 3 | | | | | |
| Solder internal diameter | 4 | 4.8 | 1.9 | | | | | |

## Plug male Contact

## Socket Female Contact

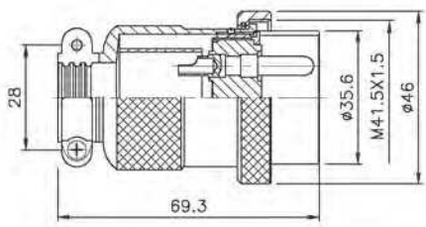


PLT-40❖-PM-R

PM

RF

RCaC

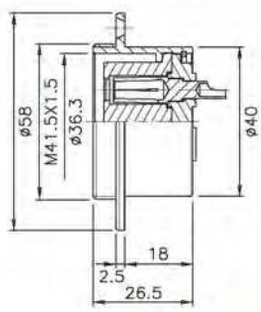


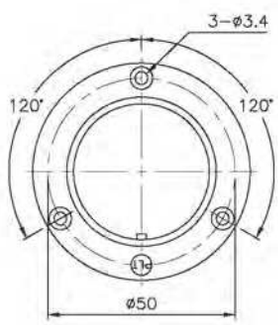


PLT-40❖-RF-R

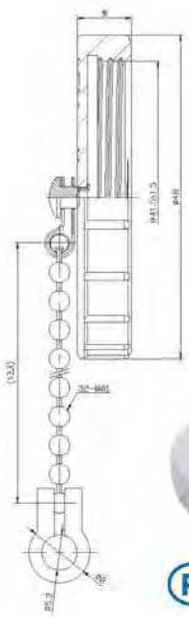

PLT-40C-RCaC-R

Material: Zinc Alloy
材質:鋅合金

| ❖ No. of contacts | 4 | 37 | | | | | | |
|---|---|---|---|---|---|---|---|---|
| Contacts Configuration | 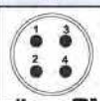 TÜV | 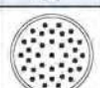 TÜV | | | | | | |
| Rated current / voltage | 30A 250V | 5A 300V | | | | | | |
| Operating voltage limit (AC.V.rms) | 500 | 200 | | | | | | |
| Withstanding voltage (AC.V. rms) 1 minute | 2500 | 1000 | | | | | | |
| Insulation resistance (MΩ MIN.) at DC 500V | 2000 | 1800 | | | | | | |
| Contact resistance (mΩ MAX.) at DC 1A | 3 | 3 | | | | | | |
| Solder internal diameter | 4 | 1.9 | | | | | | |

## Plug Female Contact

## Socket Male Contact

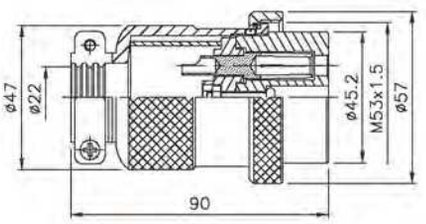


PLT-50❖-P

P

R

RCa

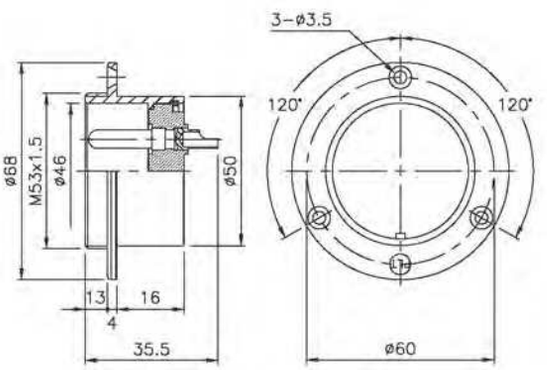


PLT-50❖-R

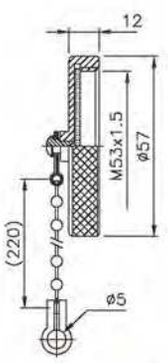


PLT-50-RCa

| ❖ No. of contacts | 4 | | | | | | | |
|---|---|---|---|---|---|---|---|---|
| Contacts Configuration | 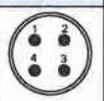 | | | | | | | |
| Rated current / voltage | 80A 250V | | | | | | | |
| Operating voltage limit (AC.V.rms) | 600 | | | | | | | |
| Withstanding voltage (AC.V. rms) 1 minute | 3000 | | | | | | | |
| Insulation resistance (MΩ MIN.) at DC 500V | 5000 | | | | | | | |
| Contact resistance (mΩ MAX.) at DC 1A | 3 | | | | | | | |
| Solder internal diameter | | | | | | | | |

NEW! 新產品

PLS-20 Series

PLS-24 Series

PLS-27 Series

PLS-28 Series

Stainless Steel 不鏽鋼

PLS-28 Series

PLS-35 Series

PLS-41 Series

PLS-4207 Series

WGP

防水電氣尼龍配管
Waterproof Corrugated Nylon Tube

GP

防水防爆電氣配管
Waterproof Explosionproof Tube with Steel Wire Braiding

CG

耐扭試電纜固定頭
Flex Protecting Cable Glands

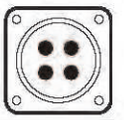



## ORDERING INFORMATION

**PLS-202-PM X-R**

- RoHS 2.0 COMPLIANT 歐盟環保指令
- CONNECTOR TYPE 連接器類型（Reference 參考●圖一）
- NO. OF CONTACTS (2-26) 導梢數量
- SHELL SIZE (20,24,28,35,41,42) 外殼尺寸
- NAME OF SERIES 系列名稱

●圖一

| | | | | | |
|---|---|---|---|---|---|
| **PM** | Plug Male | 插頭導針 | **AD** | Adapter | 中　繼 |
| **PF** | Plug Female | 插頭導梢 | **Ca** | Cap | 保護蓋 |
| **RM** | Receptacle Male | 插座導針 | **RT** | Rubber tube | 橡膠管 |
| **RF** | Receptacle Female | 插座導梢 | **GP** | Conduit type | 軟管式 |
| **WGP** | Nylon type | 尼龍管式 | **CG** | Cable glands | 迫緊頭 |

## MATERIAL & FINISH

Kindly refer to the below column for material & finish when ordering

| Description | Material | Finish |
|---|---|---|
| Shell / 外殼、本體 | • Stainless Steel / 不鏽鋼<br>• Zinc alloy Die Casting / 鋅合金壓鑄<br>• Aluminum alloy Die Casting / 鋁合金壓鑄 | • Chrome-plated / 鍍鉻<br>• Gold-plated / 鍍金<br>• Nickel-plated / 鍍鎳<br>• Silver-plated / 鍍銀 |
| Insulator / 絕緣體 | • Bakelite / 電木<br>• Delrin / 塑鋼<br>• Teflon / 鐵氟龍 | |
| Contact / 接點 | • Copper / 銅<br>• Phosphor Copper / 磷青銅<br>• Beryllium Copper / 鈹銅 | • Gold-plated / 鍍金<br>• Nickel-plated / 鍍鎳<br>• Silver-plated / 鍍銀 |

⚠ **WARNING** : Electric Shock Hazard, Do Not Hot Plugging.
⚠ 警告：為避免觸電，通電狀態下禁止插拔電源線連接器.
⚠ 警告：感電の恐れがありますので、通電中に電源コードの挿抜を行わないでください。

SHELL SIZE 20

# PLS-20 Series NEW! 新產品

## Plug Female Contact

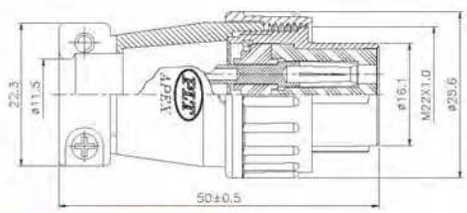


PLS-20❖-PF X-R

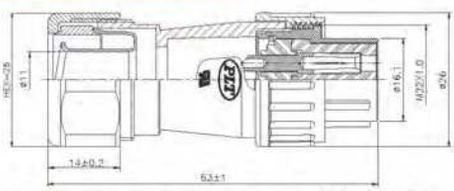


PLS-20❖-GPF3 X-R

3=轉接3/8"軟管
Connected with 3/8" condult

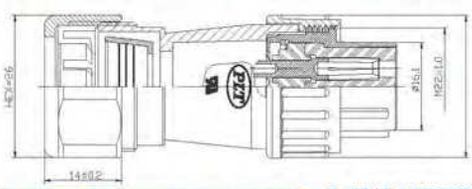


PLS-20❖-WGPF3 X-R

3=轉接3/8"尼龍管
Connected with 3/8" nylon tube

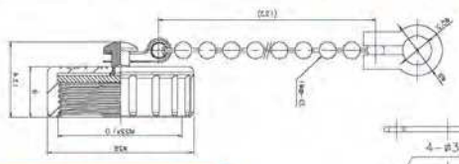

PLS-20C-RCaC-R

Material: Zinc Alloy
材質:鋅合金

## Socket Male Contact

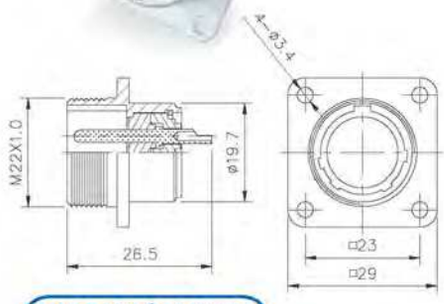


PLS-20❖-RM-R

## Adapter Male Contact

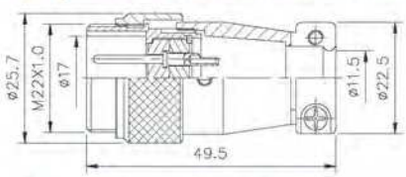


PLS-20❖-ADM-R

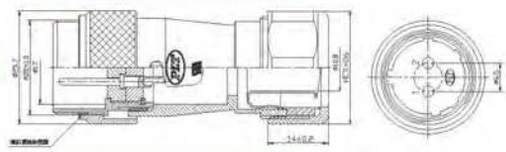

PLS-20❖-ADGM-R

ACCESSORY:




RUBBER TUBE FOR PLS-20❖-PF

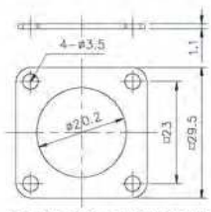


ACCESSORY:
RUBBER GASKET FOR PLS-20❖-RM

Material: Plastic
材質:塑膠

PAT A-587PX

PF RM GPF ADM WGPF ADGM RCaC

| ❖ No. of contacts | 2 | 3 | 4 | ✱NEW 5 | 7 | ✱NEW 12 | | |
|---|---|---|---|---|---|---|---|---|
| Contacts Configuration | 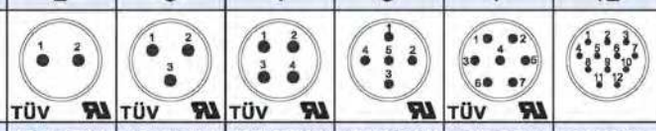 | | | | | | | |
| Rated current / voltage | 15A 250V | 15A 250V | 10A 250V | 10A 250V | 10A 250V | 5A 250V | | |
| Operating voltage limit (AC.V.rms) | 250 | 250 | 250 | 250 | 250 | 250 | | |
| Withstanding voltage (AC.V. rms) 1 minute | 1500 | 1500 | 1000 | 1000 | 1000 | 1000 | | |
| Insulation resistance (MΩ MIN.) at DC 500V | 2000 | 2000 | 2000 | 2000 | 2000 | 1000 | | |
| Contact resistance (mΩ MAX.) at DC 1A | 3 | 3 | 3 | 3 | 3 | 5 | | |
| Solder internal diameter | 1.8 | 1.8 | 1.6 | 1.6 | 1.6 | 1.2 | | |

## Socket Female Contact

PLS-20❖-RF-R

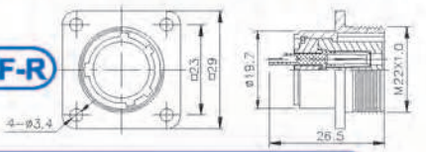

PLS-203E-RF-R

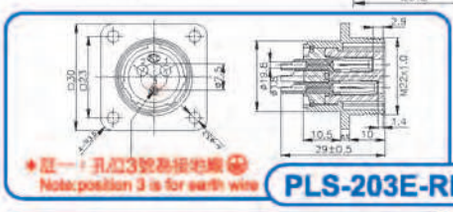

PLS-207E-RF-R

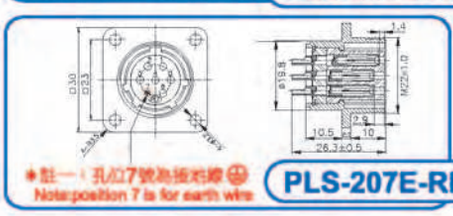

## Adapter Female Contact

PLS-20❖-ADF-R

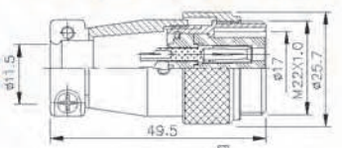

PLS-20❖-AD(F)F-R

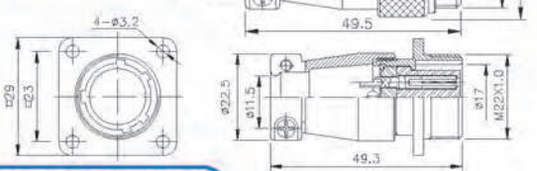

PLS-20❖-ADGF-R

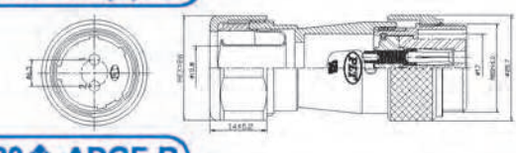

PLS-20❖-ADGF(F)-R

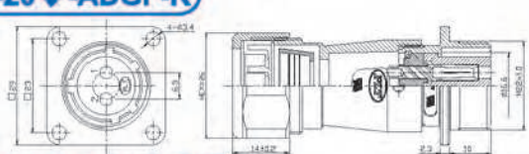

ACCESSORY:
RUBBER TUBE FOR PLS-20❖-PM

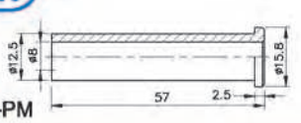

## Plug Male Contact

RF

PM

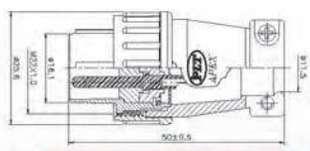

PLS-20❖-PM X-R

GPM

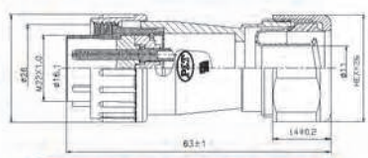

PLS-20❖-GPM3 X-R

3=轉接3/8"軟管 Connected with 3/8" conduit

WGPM

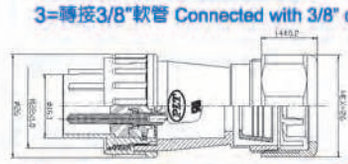

PLS-20❖-WGPM3 X-R

3=轉接3/8"尼龍管 Connected with 3/8" nylon tube

RCaC

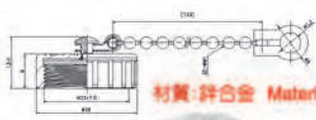

材質:鋅合金 Material: Zinc Alloy

PLS-20C-RCaC-R

ADGF(F)

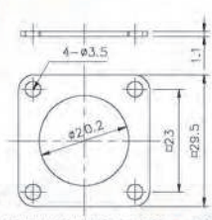

ACCESSORY:
RUBBER GASKET FOR PLS-20❖-RM

Material: Plastic
材質:塑膠

PAT A-587PX

✱NEW ✱NEW

| ❖ No. of contacts | 2 | 3 | 4 | 5 | 7 | 12 | | |
|---|---|---|---|---|---|---|---|---|
| Contacts Configuration | | | 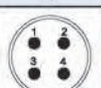 | | | | | |
| Rated current / voltage | 15A 250V | 15A 250V | 10A 250V | 10A 250V | 10A 250V | 5A 250V | | |
| Operating voltage limit (AC.V.rms) | 250 | 250 | 250 | 250 | 250 | 250 | | |
| Withstanding voltage (AC.V. rms) 1 minute | 1500 | 1500 | 1500 | 1000 | 1000 | 1000 | | |
| Insulation resistance (MΩ MIN.) at DC 500V | 2000 | 2000 | 2000 | 2000 | 2000 | 1000 | | |
| Contact resistance (mΩ MAX.) at DC 1A | 3 | 3 | 3 | 3 | 3 | 5 | | |
| Solder internal diameter | 1.8 | 1.8 | 1.6 | 1.6 | 1.6 | 1.2 | | |

# PLS-24 Series

IP67

## Plug Female Contact

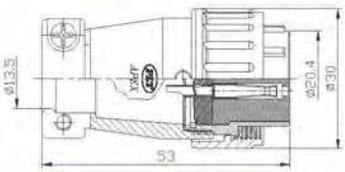

PLS-24❖-PF X-R

IP67 PLS-24❖-PFCG X-R

PLS-24❖-GPF3 X-R

3=轉接3/8"軟管 Connected with 3/8" conduit

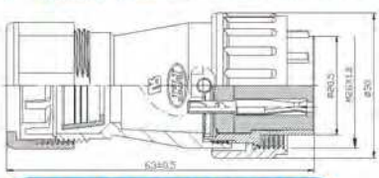

PLS-24❖-WGPF3 X-R

3=轉接3/8"尼龍管 Connected with 3/8" nylon tube

PLS-24C-RCaC-R

材質:鋅合金 Material: Zinc Alloy

Material: Plastic
材質:塑膠

PAT A-588PX

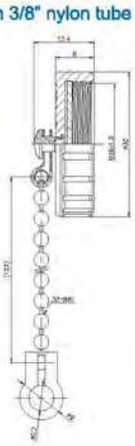

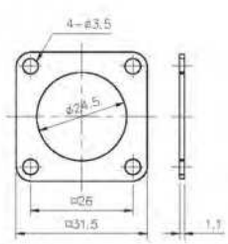

ACCESSORY:
RUBBER GASKET FOR PLS-24❖-RM

## Socket Male Contact

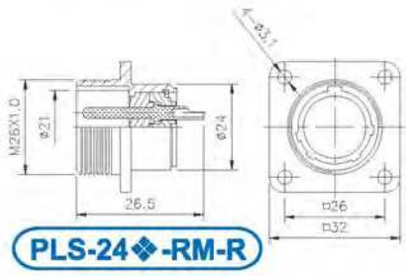

PLS-24❖-RM-R

## Adapter Male Contact

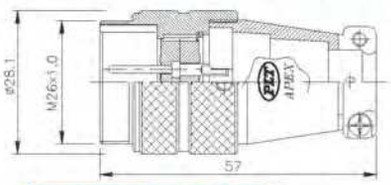

PLS-24❖-ADM-R

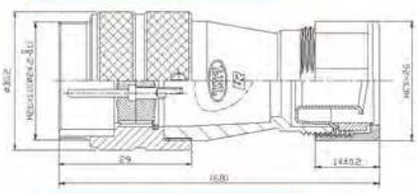

PLS-24❖-ADGM-R

3=轉接3/8"軟管 Connected with 3/8" conduit

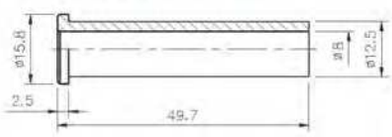

ACCESSORY:
RUBBER TUBE FOR PLS-24❖-PF

PF
PFCG
RM
GPF
WGPF
ADM
ADGM
RCaC

| ❖ No. of contacts | 5 | 10 | | | | | | |
|---|---|---|---|---|---|---|---|---|
| Contacts Configuration | TÜV | TÜV | | | | | | |
| Rated current / voltage | 15A 250V | 10A 250V | | | | | | |
| Operating voltage limit (AC.V.rms) | 400 | 250 | | | | | | |
| Withstanding voltage (AC.V. rms) 1 minute | 1800 | 1000 | | | | | | |
| Insulation resistance (MΩ MIN.) at DC 500V | 2000 | 2000 | | | | | | |
| Contact resistance (mΩ MAX.) at DC 1A | 3 | 3 | | | | | | |
| Solder internal diameter | 2.8 | 1.6 | | | | | | |

## Socket Female Contact

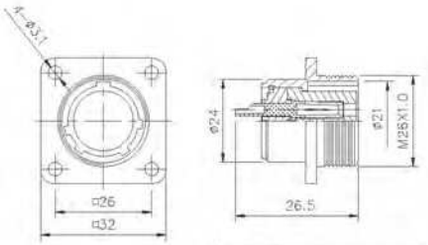

PLS-24❖-RF-R

## Plug Male Contact

RF

PM

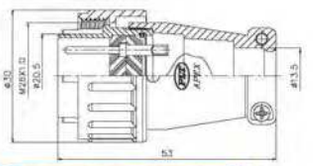

PLS-24❖-PM X-R

PMCG

PLS-24❖-PMCG X-R IP67

## Adapter Female Contact

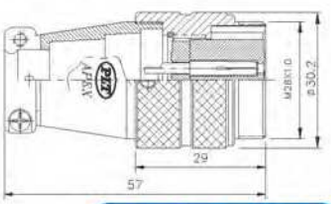

ADF

GPM

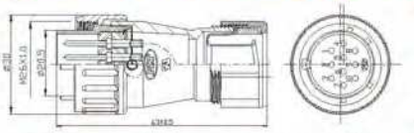

PLS-24❖-ADF-R

PLS-24❖-GPM3 X-R 3=轉接3/8"軟管 Connected with 3/8" conduit

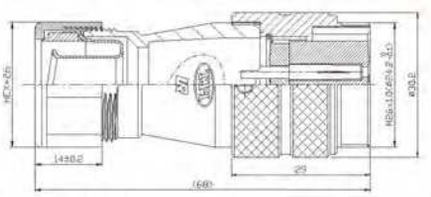

WGPM

ADGF

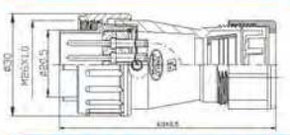

3=轉接3/8"軟管 Connected with 3/8" conduit

PLS-24❖-ADGF-R

PLS-24❖-WGPM3 X-R 3=轉接3/8"尼龍管 Connected with 3/8" nylon tube

RCaC

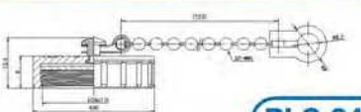

PLS-24C-RCaC-R

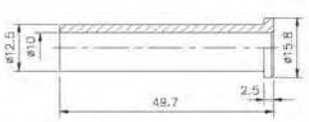

ACCESSORY:
RUBBER TUBE FOR PLS-24❖-PM

Material: Plastic
材質:塑膠

PAT A-588PX

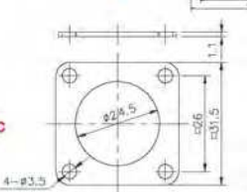

ACCESSORY : RUBBER GASKET FOR PLS-24❖-RF

Material: Zinc Alloy
材質:鋅合金

| ❖ No. of contacts | 5 | 10 | | | | | | |
|---|---|---|---|---|---|---|---|---|
| Contacts Configuration | 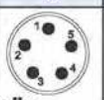 TÜV | TÜV | | | | | | |
| Rated current / voltage | 15A 250V | 10A 250V | | | | | | |
| Operating voltage limit (AC.V.rms) | 400 | 250 | | | | | | |
| Withstanding voltage (AC.V. rms) 1 minute | 1800 | 1000 | | | | | | |
| Insulation resistance (MΩ MIN.) at DC 500V | 2000 | 2000 | | | | | | |
| Contact resistance (mΩ MAX.) at DC 1A | 3 | 3 | | | | | | |
| Solder internal diameter | 2.8 | 1.6 | | | | | | |

SHELL SIZE 27

## PLS-27 Series



### Plug male Contact

### Socket Female Contact

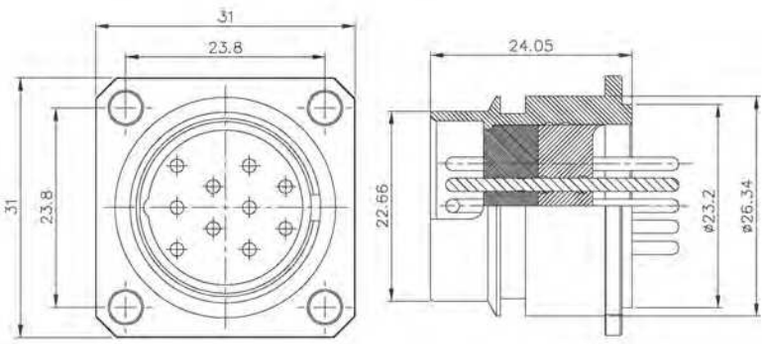


**PLS-2710-RM**

RM

PF

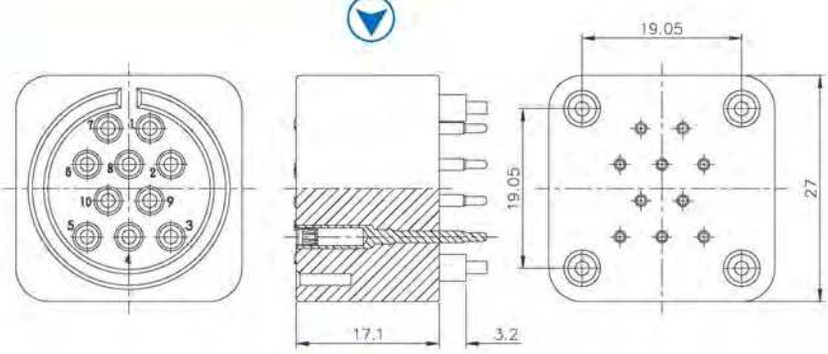


**PLS-2710-PF**

| No. of contacts | 10 | | | | | | | |
|---|---|---|---|---|---|---|---|---|
| Contacts Configuration | 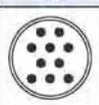 | | | | | | | |
| Rated current / voltage | 5A 250V | | | | | | | |
| Operating voltage limit (AC.V.rms) | 250 | | | | | | | |
| Withstanding voltage (AC.V. rms) 1 minute | 1000 | | | | | | | |
| Insulation resistance (MΩ MIN.) at DC 500V | 1000 | | | | | | | |
| Contact resistance (mΩ MAX.) at DC 1A | 5 | | | | | | | |
| Solder internal diameter | | | | | | | | |

## Plug Female Contact

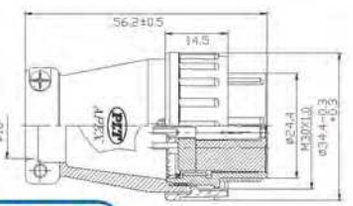

PLS-28❖-PF X-R

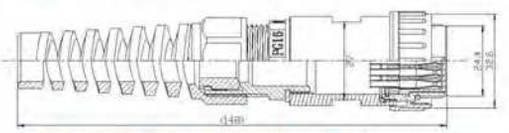

PLS-28❖-PFCG-R IP67

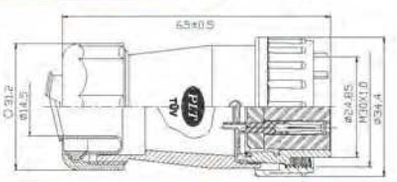

PLS-28❖-GPF4 X-R

4=轉接1/2"軟管
Connected with 1/2" conduit

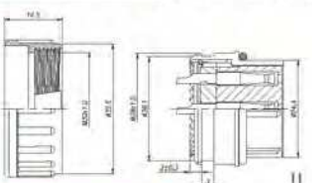

PLS-28❖-PFB X-R

Material: Zinc Alloy / 材質:鋅合金

PLS-28C-RCa-R

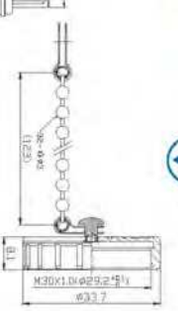

PF
RM
PFCG
ADM
GPF
AD(F)M
PFB
RCa

## Socket Male Contact

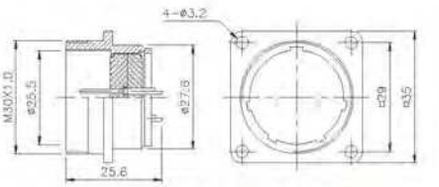

PLS-28❖-RM-R

## Adapter Male Contact

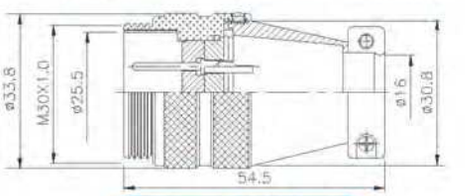

PLS-28❖-ADM-R

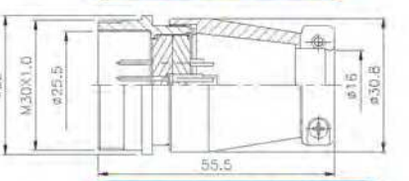

PLS-28❖-AD(F)M-R

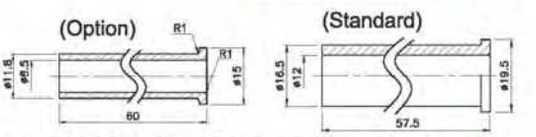

(Option) (Standard)

ACCESSORY : RUBBER TUBE FOR PLS-28❖-PF

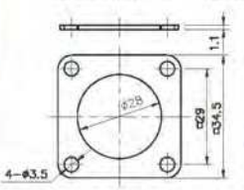

Material: Plastic
材質:塑膠

PAT A-589PX

ACCESSORY : RUBBER GASKET FOR PLS-28❖-RM

| ❖ No. of contacts | 3 | 4 | 7 | 12 | 16 | 17 | 20 | 26 |
|---|---|---|---|---|---|---|---|---|
| Contacts Configuration | TÜV | TÜV | TÜV UL | TÜV UL | TÜV UL | TÜV | TÜV UL | TÜV UL |
| Rated current / voltage | 15A 250V | 15A 250V | 15A 250V | 10A 250V | 10A 250V | 10A 250V | 5A 250V | 5A 250V |
| Operating voltage limit (AC.V.rms) | 400 | 400 | 400 | 250 | 250 | 250 | 250 | 250 |
| Withstanding voltage (AC.V. rms) 1 minute | 2000 | 2000 | 1800 | 1000 | 1000 | 1000 | 1000 | 1000 |
| Insulation resistance (MΩ MIN.) at DC 500V | 2000 | 2000 | 2000 | 1000 | 1000 | 1000 | 1000 | 1000 |
| Contact resistance (mΩ MAX.) at DC 1A | 3 | 3 | 3 | 5 | 5 | 5 | 3 | 3 |
| Solder internal diameter | 3.4 | 3.4 | 2.4 | 1.6 | 1.6 | 1.6 | 1.2 | 1.2 |

SHELL SIZE 28

# PLS-28 Series



## Socket Female Contact

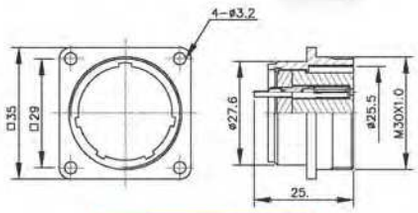


PLS-28❖-RF-R

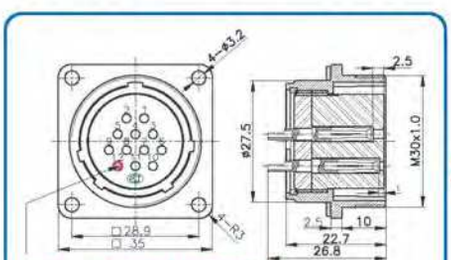


*註一：孔位12號為接地線⏚
Note:position 12 is for earth wire

PLS-2812E-RF-R

## Plug Male Contact

RF PMCG

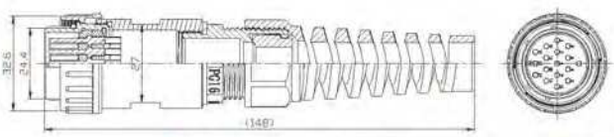

IP67

PLS-28❖-PMCG-R

PM

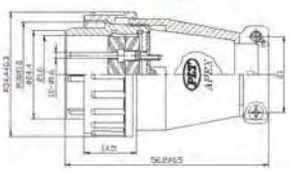

PLS-28❖-PM X-R

GPM

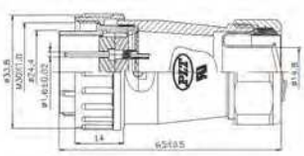

PLS-28❖-GPM4 X-R

PMA

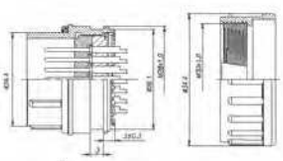

PLS-28❖-PMA XB-R

ADF

RCa

Material: Zinc Alloy
材質:鋅合金

PLS-28C-RCa-R

## Adapter Female Contact

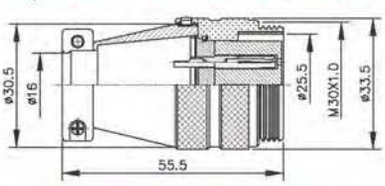


PLS-28❖-ADF-R

ACCESSORY:

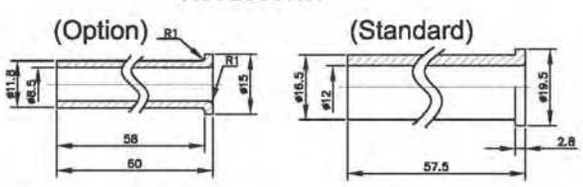


RUBBER TUBE FOR PLS-28❖-PM

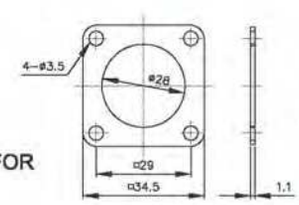


RUBBER GASKET FOR PLS-28❖-RF

Material: Plastic
材質:塑膠

PAT A-589PX

| ❖ No. of contacts | 3 | 4 | 7 | 12 | 16 | 17 | 20 | 26 |
|---|---|---|---|---|---|---|---|---|
| Contacts Configuration | TÜV | 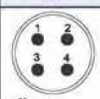 TÜV | 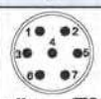 TÜV | 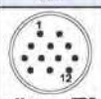 TÜV | 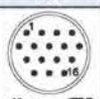 TÜV | 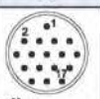 TÜV | 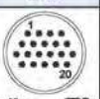 TÜV | 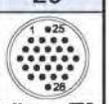 TÜV |
| Rated current / voltage | 15A 250V | 15A 250V | 15A 250V | 10A 250V | 10A 250V | 10A 250V | 5A 250V | 5A 250V |
| Operating voltage limit (AC.V.rms) | 400 | 400 | 400 | 250 | 250 | 250 | 250 | 250 |
| Withstanding voltage (AC.V. rms) 1 minute | 2000 | 2000 | 1800 | 1000 | 1000 | 1000 | 1000 | 1000 |
| Insulation resistance (MΩ MIN.) at DC 500V | 2000 | 2000 | 2000 | 1000 | 1000 | 1000 | 1000 | 1000 |
| Contact resistance (mΩ MAX.) at DC 1A | 3 | 3 | 3 | 5 | 5 | 5 | 3 | 3 |
| Solder internal diameter | 3.4 | 3.4 | 2.4 | 1.6 | 1.6 | 1.6 | 1.2 | 1.2 |

## Socket Male Contact

## Plug Female Contact

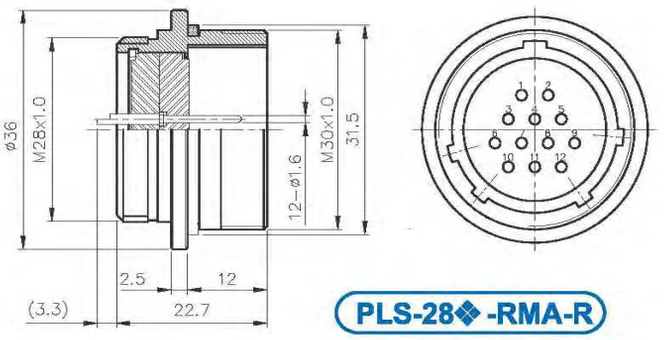


**PLS-28❖-RMA-R**

RM

PF

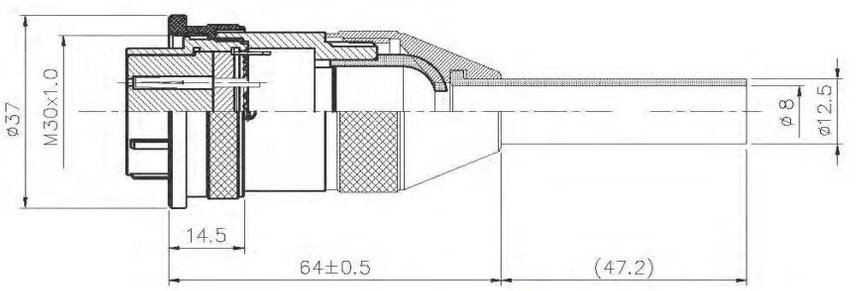


**PLS-28❖-PFA-R**

### ( Stainless Steel 不鏽鋼 )

| ❖ No. of contacts | 3 | 4 | 7 | 12 | 16 | 17 | 20 | 26 |
|---|---|---|---|---|---|---|---|---|
| Contacts Configuration | TÜV | TÜV | TÜV | TÜV | TÜV | TÜV | TÜV | TÜV |
| Rated current / voltage | 15A 250V | 15A 250V | 15A 250V | 10A 250V | 10A 250V | 10A 250V | 5A 250V | 5A 250V |
| Operating voltage limit (AC.V.rms) | 400 | 400 | 400 | 250 | 250 | 250 | 250 | 250 |
| Withstanding voltage (AC.V. rms) 1 minute | 2000 | 2000 | 1800 | 1000 | 1000 | 1000 | 1000 | 1000 |
| Insulation resistance (MΩ MIN.) at DC 500V | 2000 | 2000 | 2000 | 1000 | 1000 | 1000 | 1000 | 1000 |
| Contact resistance (mΩ MAX.) at DC 1A | 3 | 3 | 3 | 5 | 5 | 5 | 3 | 3 |
| Solder internal diameter | 3.4 | 3.4 | 2.4 | 1.6 | 1.6 | 1.6 | 1.2 | 1.2 |

SHELL SIZE

35



## Plug Female Contact

## Socket Male Contact

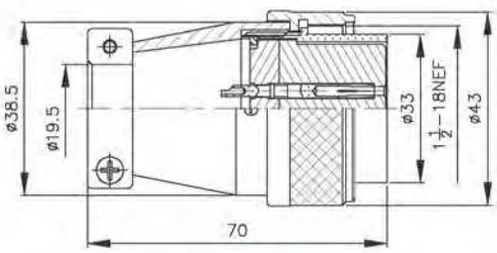


PF

RM

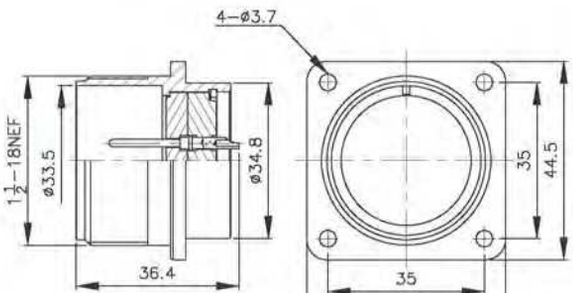


PLS-35❖-PF-R

PLS-35❖-RM-R

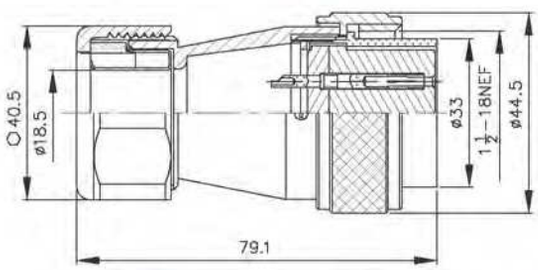


GPF

## Adapter Male Contact

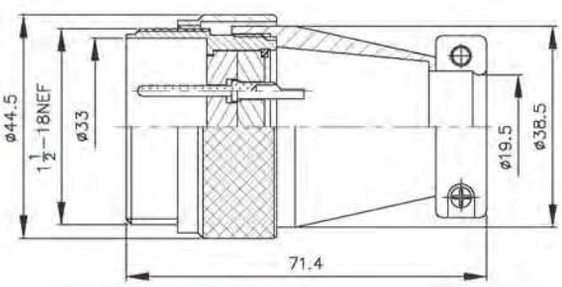


ADM

PLS-35❖-GPF6-R 6=轉接3/4"軟管 Connected with 3/4" conduit

PLS-35❖-ADM-R

AMS25043-24A

Material: Aluminum Alloy
材質:鋁合金

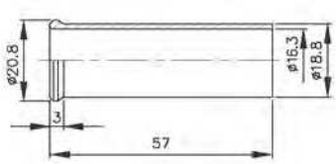


ACCESSORY: RUBBER TUBE FOR PLS-35❖-PF

| ❖ No. of contacts | 24 | | | | | | | |
|---|---|---|---|---|---|---|---|---|
| Contacts Configuration | 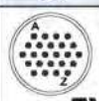 | | | | | | | |
| Rated current / voltage | 8A 250V | | | | | | | |
| Operating voltage limit (AC.V.rms) | 200 | | | | | | | |
| Withstanding voltage (AC.V. rms) 1 minute | 1000 | | | | | | | |
| Insulation resistance (MΩ MIN.) at DC 500V | 1000 | | | | | | | |
| Contact resistance (mΩ MAX.) at DC 1A | 3 | | | | | | | |
| Solder internal diameter | 1.8 | | | | | | | |

## Socket Female Contact

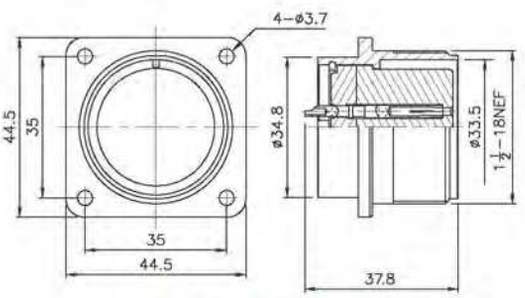


PLS-35❖-RF-R

## Plug Male Contact

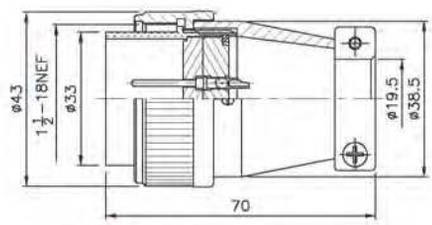


PLS-35❖-PM-R

RF

PM

GPM

ADF

## Adapter Female Contact

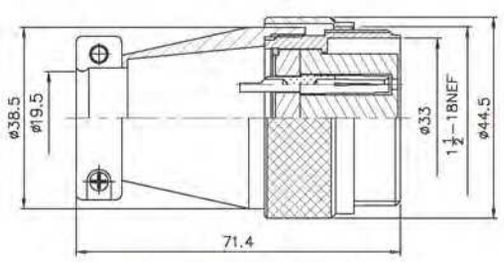


PLS-35❖-ADF-R

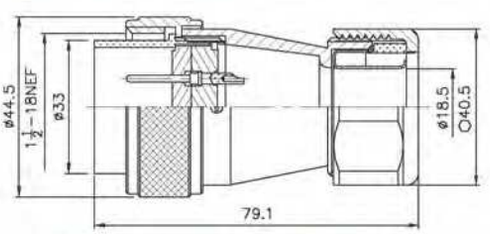


PLS-35❖-GPM6-R 6=轉接3/4"軟管 Connected with 3/4" conduit

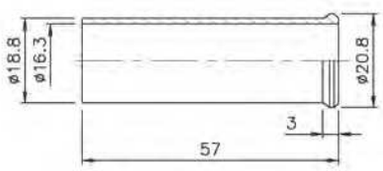


ACCESSORY:
RUBBER TUBE FOR PLS-35❖-PM

AMS25043-24A Material: Aluminum Alloy 材質:鋁合金

| ❖ No. of contacts | 24 | | | | | | | |
|---|---|---|---|---|---|---|---|---|
| Contacts Configuration | | | | | | | | |
| Rated current / voltage | 8A 250V | | | | | | | |
| Operating voltage limit (AC.V.rms) | 200 | | | | | | | |
| Withstanding voltage (AC.V. rms) 1 minute | 1000 | | | | | | | |
| Insulation resistance (MΩ MIN.) at DC 500V | 1000 | | | | | | | |
| Contact resistance (mΩ MAX.) at DC 1A | 3 | | | | | | | |
| Solder internal diameter | 1.8 | | | | | | | |

SHELL SIZE 41

# PLS-41 Series



## Socket Female Contact

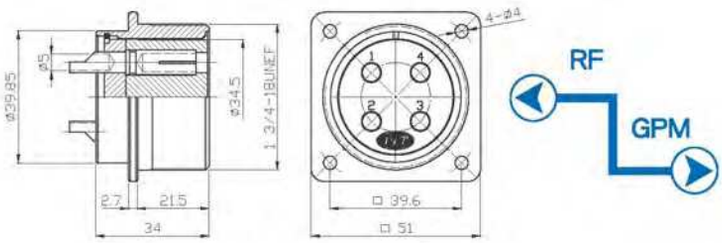


PLS-41❖-RF-R

## Plug Male Contact

PLS-41❖-GPM6-R 6=轉接3/4"軟管 Connected with 3/4" conduit

## Plug Female Contact

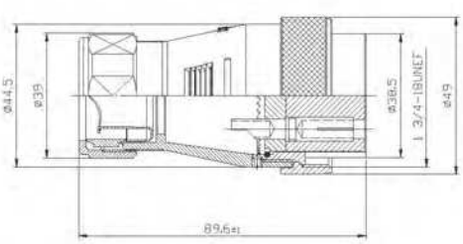


6=轉接3/4"軟管 Connected with 3/4" conduit PLS-41❖-GPF6-R

## Socket Male Contact

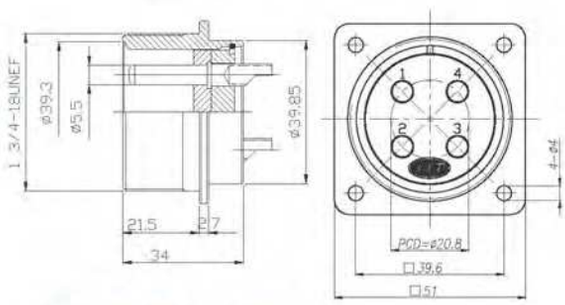


PLS-41❖-RM-R

| ❖ No. of contacts | 4 | 8 | | | | | | |
|---|---|---|---|---|---|---|---|---|
| Contacts Configuration | | | | | | | | |
| Rated current / voltage | 30A 250V | 15A 250V | | | | | | |
| Operating voltage limit (AC.V.rms) | 500 | 400 | | | | | | |
| Withstanding voltage (AC.V. rms) 1 minute | 2500 | 2000 | | | | | | |
| Insulation resistance (MΩ MIN.) at DC 500V | 2500 | 2000 | | | | | | |
| Contact resistance (mΩ MAX.) at DC 1A | 3 | 3 | | | | | | |
| Solder internal diameter | 5 | 3.5 | | | | | | |

## Plug male Contact

## Socket FeMale Contact

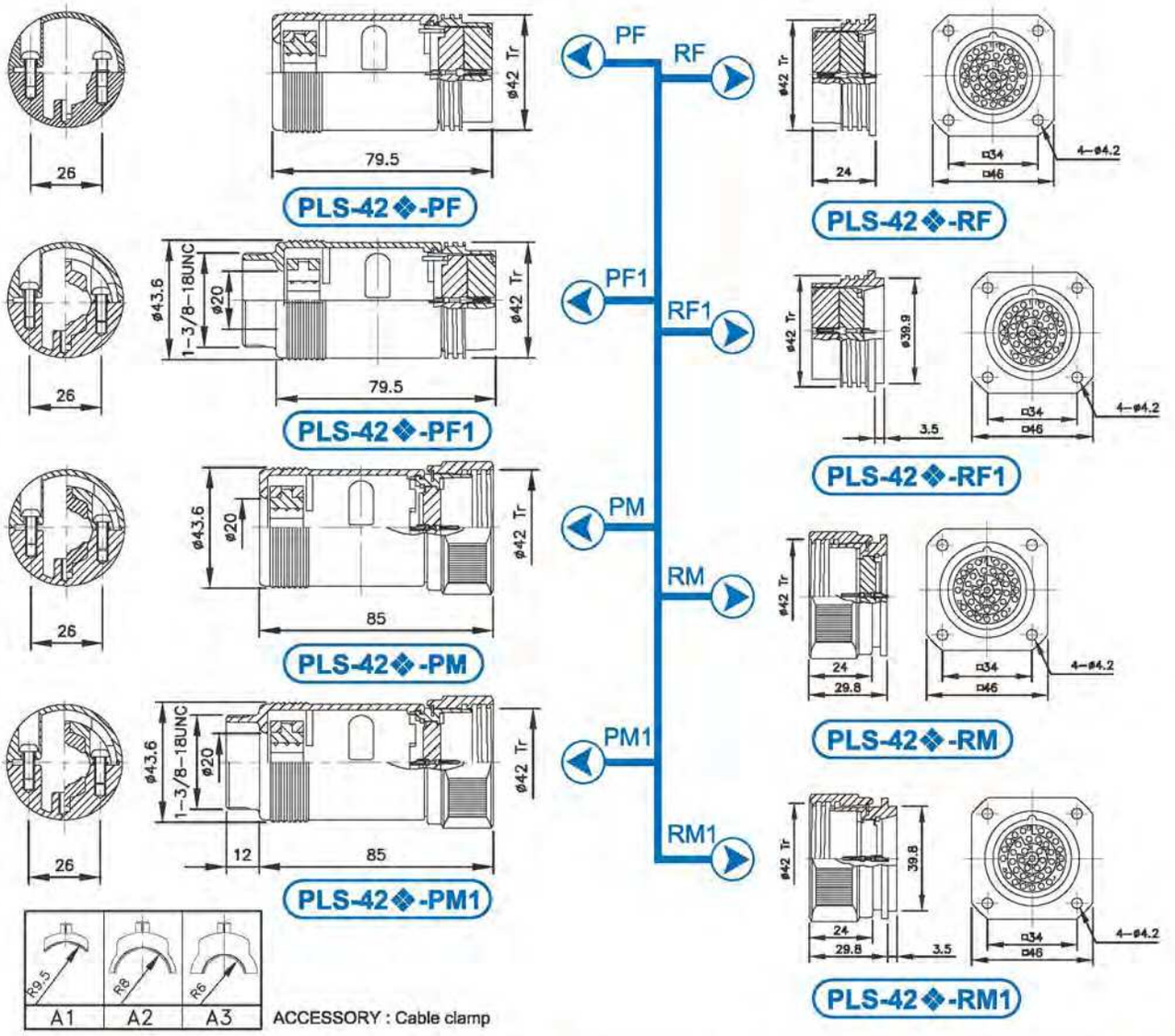


| No. of contacts | 7 | 37 | | | | | | |
|---|---|---|---|---|---|---|---|---|
| Contacts Configuration | 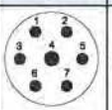 | 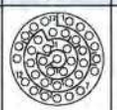 | | | | | | |
| Rated current / voltage | 13A 250V | 5A 250V | | | | | | |
| Operating voltage limit (AC.V.rms) | 500 | 500 | | | | | | |
| Withstanding voltage (AC.V. rms) 1 minute | 2000 | 3000 | | | | | | |
| Insulation resistance (MΩ MIN.) at DC 500V | 2000 | 2000 | | | | | | |
| Contact resistance (mΩ MAX.) at DC 1A | 3 | 3 | | | | | | |
| Solder internal diameter | 3.5 | 1.2 | | | | | | |

PLK-16 Series

PLK-16 Series

PLK-30 Series

WGP

防水電氣尼龍配管
Waterproof Corrugated Nylon Tube

GP

防水防爆電氣配管
Waterproof Explosionproof Tube with Steel Wire Braiding

CG

耐扭試電纜固定頭
Flex Protecting Cable Glands

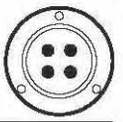



## ORDERING INFORMATION

**PLK-162-P-R**

- RoHS 2.0 COMPLIANT 歐盟環保指令
- CONNECTOR TYPE 連接器類型 (Reference 參考 ● 圖一)
- NO. OF CONTACTS 導梢數量
- SHELL SIZE (16,30) 外殼尺寸
- NAME OF SERIES 系列名稱

● 圖一

| | | | | | |
|---|---|---|---|---|---|
| **PM** | Plug Male | 插頭導針 | **RM** | Receptacle Male | 插座導針 |
| **PF** | Plug Female | 插頭導梢 | **RF** | Receptacle Female | 插座導梢 |
| **P** | Plug | 插　頭 | **AD** | Adapter | 中　繼 |
| **R** | Receptacle (Front mounting) | 插座(前裝式) | **Ca** | Cap | 保護蓋 |
| **F** | Female | 導　梢 | **RT** | Rubber tube | 橡膠管 |
| **M** | Male | 導　針 | **GP** | Conduit type | 軟管式 |
| **WGP** | Nylon type | 尼龍管式 | **CG** | Cable glands | 迫緊頭 |

## MATERAL & FINISH

Kindly refer to the below column for material & finish when ordering

| Description | Material | Finish |
|---|---|---|
| Shell / 外殼、本體 | • Stainless Steel / 不鏽鋼<br>• Zinc alloy Die Casting / 鋅合金壓鑄<br>• Aluminum alloy Die Casting / 鋁合金壓鑄 | • Chrome-plated / 鍍鉻<br>• Gold-plated / 鍍金<br>• Nickel-plated / 鍍鎳<br>• Silver-plated / 鍍銀 |
| Insulator / 絕緣體 | • Bakelite / 電木<br>• Delrin / 塑鋼<br>• Teflon / 鐵氟龍 | |
| Contact / 接點 | • Copper / 銅<br>• Phosphor Copper / 磷青銅<br>• Beryllium Copper / 鈹銅 | • Gold-plated / 鍍金<br>• Nickel-plated / 鍍鎳<br>• Silver-plated / 鍍銀 |

⚠ **WARNING** : Electric Shock Hazard, Do Not Hot Plugging.
⚠ 警告：為避免觸電，通電狀態下禁止插拔電源線連接器.
⚠ 警告：感電の恐れがありますので、通電中に電源コードの挿抜を行わないでください。

SHELL SIZE 16

## PLK-16 Series



### Socket Male Contact

### Plug Female Contact

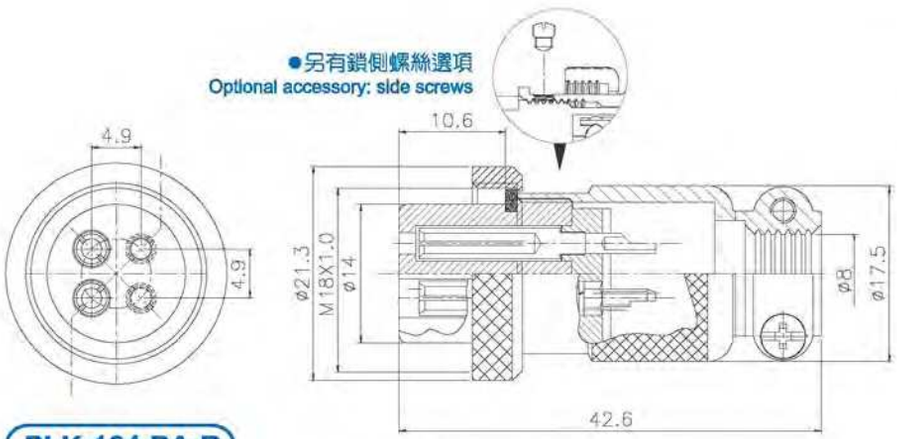


PLK-164-PA-R




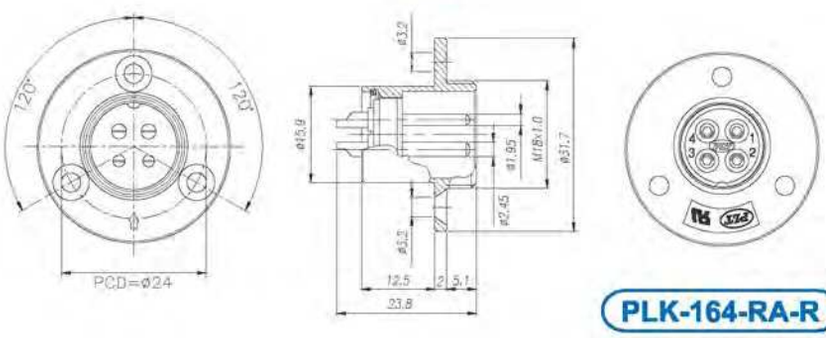


PLK-164-RA-R

| No. of contacts | 4 | | | | | | | |
|---|---|---|---|---|---|---|---|---|
| Contacts Configuration | TÜV | | | | | | | |
| Rated current / voltage | 5A 125V | | | | | | | |
| Operating voltage limit (AC.V.rms) | 200 | | | | | | | |
| Withstanding voltage (AC.V. rms) 1 minute | 1000 | | | | | | | |
| Insulation resistance (MΩ MIN.) at DC 500V | 1000 | | | | | | | |
| Contact resistance (mΩ MAX.) at DC 1A | 3 | | | | | | | |

## Plug Female Contact

## Socket Male Contact

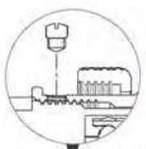

●另有鎖側螺絲選項
Optional accessory: side screws

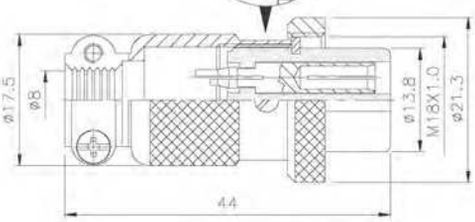


P

R

**PLK-16❖-P-R**

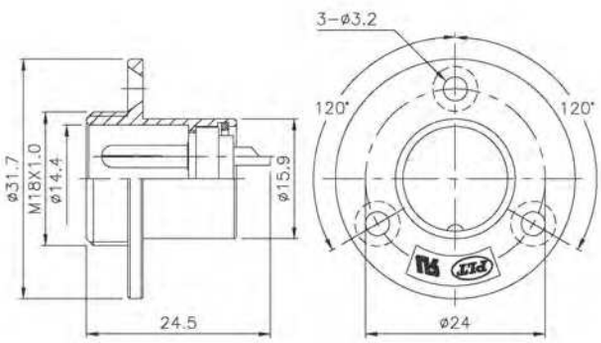


**PLK-16❖-R-R**

RCaC

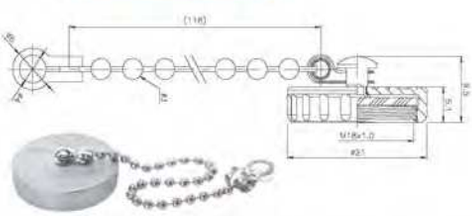

**PLK-16C-RCaC-R** Material: Zinc Alloy 材質:鋅合金

## Adapter Male Contact

RCa

AD

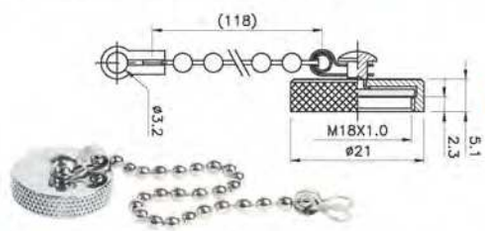


**PLK-16-RCa-R** Material: Brass 材質:銅

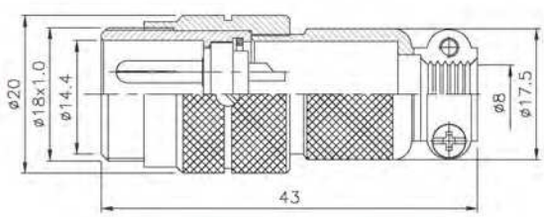


**PLK-16❖-AD-R**

| ❖ No. of contacts | 2 | 3 | 4 | 5 | | | | |
|---|---|---|---|---|---|---|---|---|
| Contacts Configuration | TÜV | TÜV | TÜV | TÜV | | | | |
| Rated current / voltage | 5A 125V | 5A 125V | 5A 125V | 5A 125V | | | | |
| Operating voltage limit (AC.V.rms) | 200 | 200 | 200 | 200 | | | | |
| Withstanding voltage (AC.V. rms) 1 minute | 1000 | 1000 | 1000 | 1000 | | | | |
| Insulation resistance (MΩ MIN.) at DC 500V | 1000 | 1000 | 1000 | 1000 | | | | |
| Contact resistance (mΩ MAX.) at DC 1A | 3 | 3 | 3 | 3 | | | | |
| Solder internal diameter | 1.5 | 1.5 | 1.5 | 1.3 | | | | |

SHELL SIZE 30

## PLK-30 Series



### Plug Male Contact

### Socket Female Contact

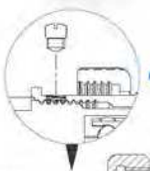

●另有鎖側螺絲選項
Optional accessory: side screws

PM

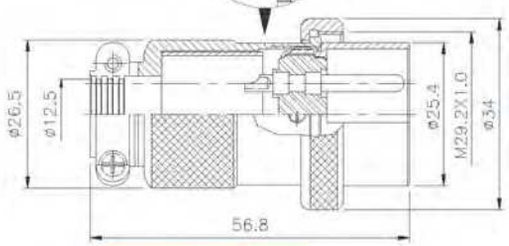


PLK-30❖-PM-R

RF

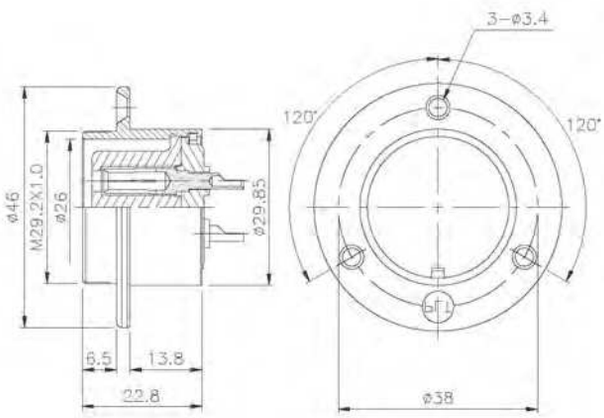


PLK-30❖-RF-R

GPM

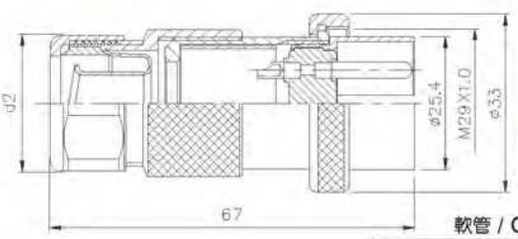


軟管 / Conduit

| | | | | |
|---|---|---|---|---|
| 3 | 3/8" 軟管 | d1 | d2 |
| | | Ø10.8 | Ø26.3 |
| 4 | 1/2" 軟管 | d1 | d2 |
| | | Ø14.3 | Ø31.2 |

PLK-30❖-GPM-R

RCa

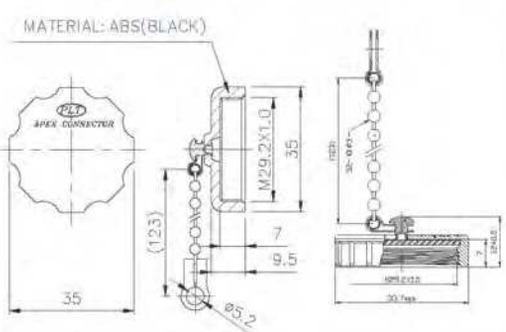


Material: Plastic
材質:塑膠

PLT-30A-RCa-R

Material: Zinc Alloy
材質:鋅合金

PLT-30C-RCa-R

Material: Plastic
材質:塑膠

PAT A-591PX

| ❖ No. of contacts | 4 | 7 | | | | | | |
|---|---|---|---|---|---|---|---|---|
| Contacts Configuration | TÜV | TÜV | | | | | | |
| Rated current / voltage | 15A 250V | 15A 250V | | | | | | |
| Operating voltage limit (AC.V.rms) | 400 | 400 | | | | | | |
| Withstanding voltage (AC.V. rms) 1 minute | 2000 | 1800 | | | | | | |
| Insulation resistance (MΩ MIN.) at DC 500V | 2000 | 2000 | | | | | | |
| Contact resistance (mΩ MAX.) at DC 1A | 3 | 3 | | | | | | |
| Solder internal diameter | 3.5 | 3 | | | | | | |

WPM16A Series

WPM16C Series

WPM-19 Series

WPM-19 Series

WPM-20 Series

WPM-20 Series

WPM-21 Series

WPM-21 Series

WPM-223 Series

WPM-305A Series

WPM-24 Series

WPM-1814 / WPM-3831

WGP

防水電氣尼龍配管
Waterproof Corrugated Nylon Tube

GP

防水防爆電氣配管
Waterproof Explosionproof Tube with Steel Wire Braiding

CG

耐扭試電纜固定頭
Flex Protecting Cable Glands

## ORDERING INFORMATION

**WPM-202-RM-R**

- RoHS 2.0 COMPLIANT 歐盟環保指令
- CONNECTOR TYPE 連接器類型
- NO. OF CONTACTS Pin 數
- NO. OF SERIES 機種系列
- NAME OF SERIES 系列名稱

| P:PLUG | R:Receptacle | F:Female | M:Male |
|---|---|---|---|
| 插頭 | 插座 | 導梢 | 導針 |

⚠WARNING : Electric Shock Hazard, Do Not Hot Plugging.
⚠警告：為避免觸電，通電狀態下禁止插拔電源線連接器.
⚠警告：感電の恐れがありますので、通電中に電源コードの挿抜を行わないでください。

## Plug Female Contact

## Plug Male Contact

**WPM16A11-6PL-R**

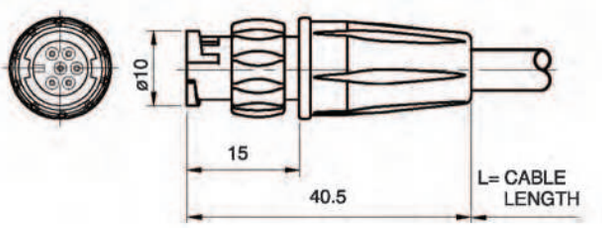


**WPM16A11-6SL-R**

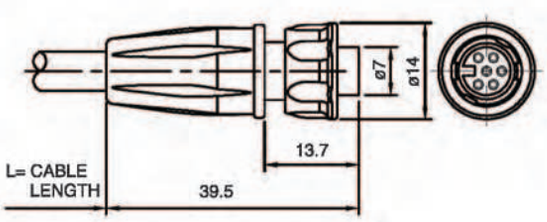


## Socket Male Contact

**WPM16A11-6R-R**

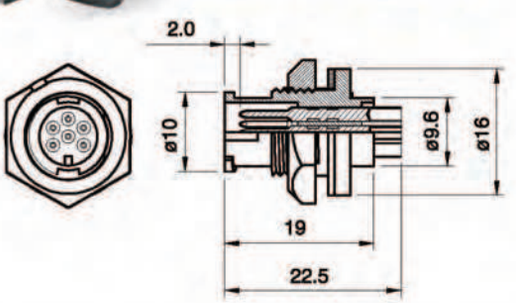


| No. of contacts | 6 | | | | | |
|---|---|---|---|---|---|---|
| Contacts Configuration | 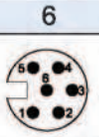 | | | | | |
| Rated voltage | 125V AC | | | | | |
| Rated current | 3A | | | | | |
| Insulation resistance (MΩ MIN.) at DC 500V | 100 | | | | | |
| Withstanding voltage (AC.V. rms) 1 minute | 300 | | | | | |

## Waterproof Connector

IP67



### Plug Female Contact

### Plug Male Contact

**WPM16C12-4S-R**

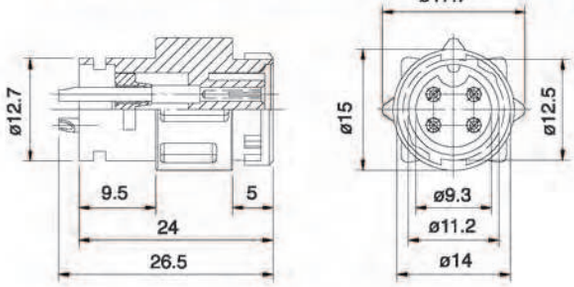


4S

4P

**WPM16C12-4P-R**

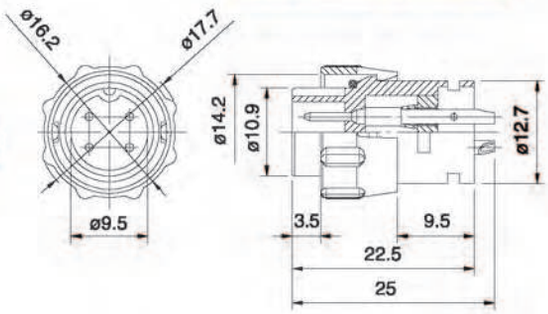


**WPM16C12-8S-R**

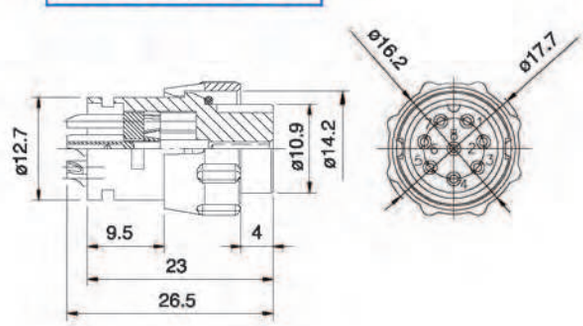


8S

8P

**WPM16C12-8P-R**

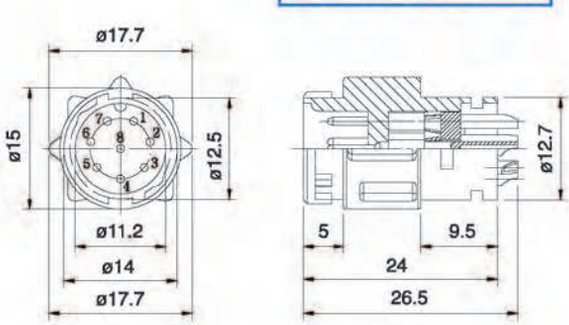


| No. of contacts | 4 | 8 | | | | |
|---|---|---|---|---|---|---|
| Contacts Configuration | 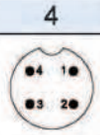 | 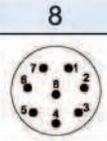 | | | | |
| Rated voltage | 125V AC | 125V AC | | | | |
| Rated current | 3A | 3A | | | | |
| Withstanding voltage (AC.V. rms) 1 minute | 1000 | 1000 | | | | |
| Insulation resistance (MΩ MIN.) at DC 500V | 100 | 100 | | | | |
| Contact resistance (mΩ MAX.) at DC 1A | 3 | 3 | | | | |

## Socket Male Contact

## Plug Female Contact

**WPM-19❖-SPF-R**

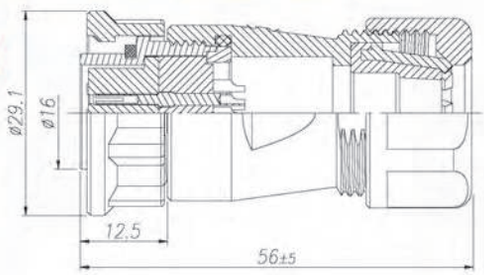


**WPM-19❖-RM-R**

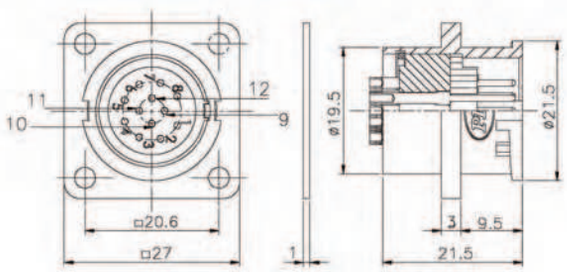


**WPM-19❖-PF-R**

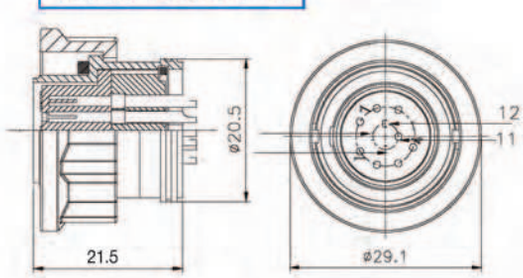


**WPM-19❖-RCa-R**

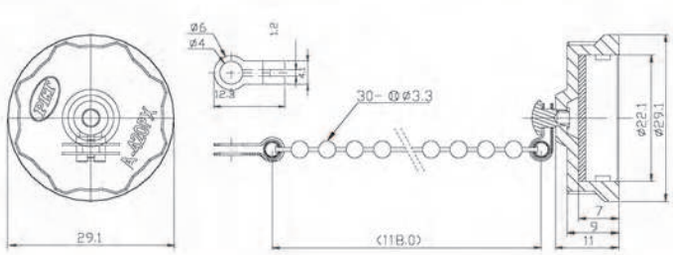


| No. of contacts | 8 | 12 | | | | |
|---|---|---|---|---|---|---|
| Contacts Configuration | | | | | | |
| Rated voltage | 125V AC | 125V AC | | | | |
| Rated current | 5A | 5A | | | | |
| Operating voltage limit (AC.V.rms) | 125 | 125 | | | | |
| Withstanding voltage (AC.V. rms) 1 minute | 300 | 300 | | | | |
| Insulation resistance (MΩ MIN.) at DC 500V | 100 | 100 | | | | |
| Contact resistance (mΩ MAX.) at DC 1A | 10 | 10 | | | | |
| Solder internal diameter | 1.2 | 1.2 | | | | |

SHELL SIZE 19

# Waterproof Connector

IP67

## Socket Female Contact

## Plug Male Contact

**WPM-19❖-SPM-R**

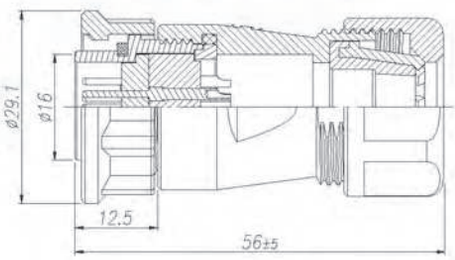


**WPM-19❖-RF-R**

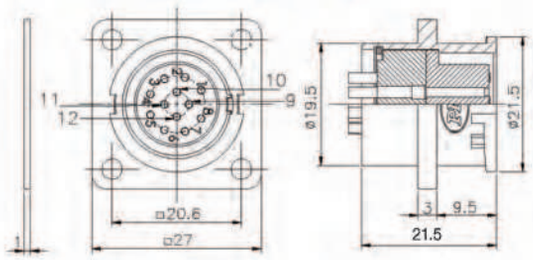


SPM

RF

PM

**WPM-19❖-PM-R**

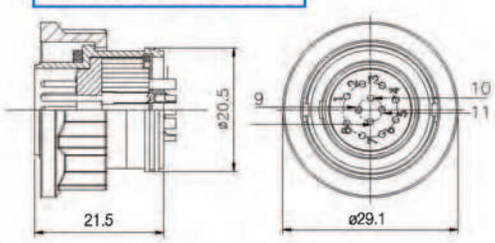


**WPM-19❖-RCa-R**

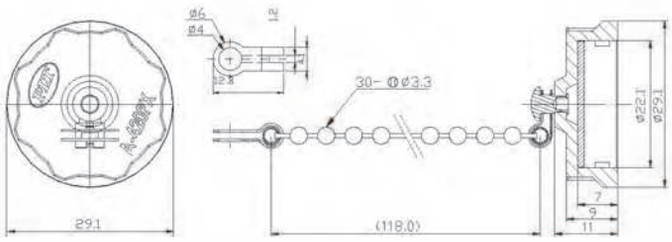


| ❖ No. of contacts | 8 | 12 | | | | |
|---|---|---|---|---|---|---|
| Contacts Configuration | | | | | | |
| Rated voltage | 125V AC | 125V AC | | | | |
| Rated current | 5A | 5A | | | | |
| Operating voltage limit (AC.V.rms) | 125 | 125 | | | | |
| Withstanding voltage (AC.V. rms) 1 minute | 300 | 300 | | | | |
| Insulation resistance (MΩ MIN.) at DC 500V | 100 | 100 | | | | |
| Contact resistance (mΩ MAX.) at DC 1A | 10 | 10 | | | | |
| Solder internal diameter | 1.2 | 1.2 | | | | |

## Plug Female Contact

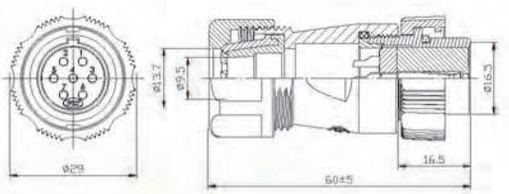

**WPM-20❖-SPF-R**

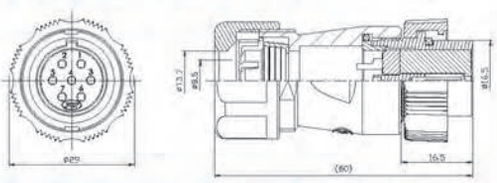

**WPM-20❖-WSPF2.5-R** 2.5=轉接5/16"尼龍管 Connected with 5/16" nylon tube

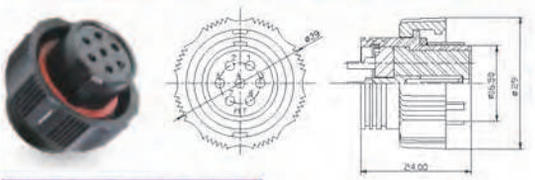

**WPM-20❖-PF-R**

**WPM-20❖-RCa-R**

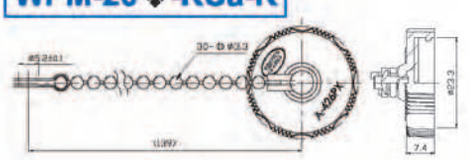

## Socket Male Contact

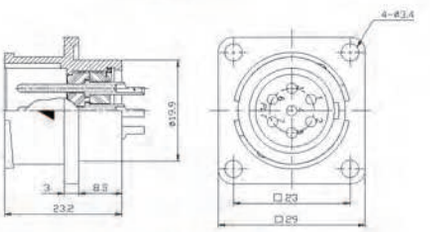

**WPM-20❖-RM-R**

## Adapter Male Contact

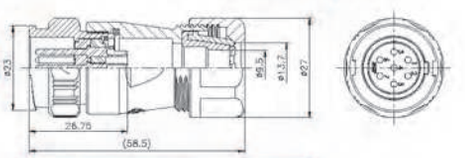

**WPM-20❖-ADM-R**

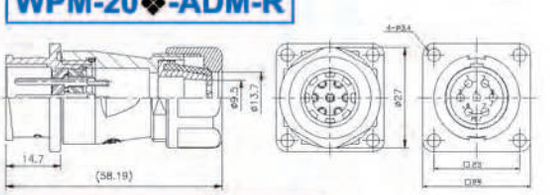

**WPM-20❖-ADMA-R**

| No. of contacts | 2 | 3 | 4 | 5 | 7 | 12 |
|---|---|---|---|---|---|---|
| Contacts Configuration |  | 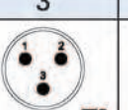 | 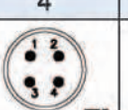 | 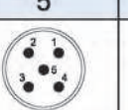 | | |
| Rated voltage | 250V AC | 250V AC | 250V AC | 250V AC | 250V AC | 250V AC |
| Rated current | 15A | 15A | 15A | 15A | 10A | 5A |
| Operating voltage limit (AC.V.rms) | 250 | 250 | 250 | 250 | 250 | 250 |
| Withstanding voltage (AC.V. rms) 1 minute | 1500 | 1500 | 1500 | 1500 | 1500 | 1000 |
| Insulation resistance (MΩ MIN.) at DC 500V | 2000 | 2000 | 2000 | 2000 | 2000 | 1000 |
| Contact resistance (mΩ MAX.) at DC 1A | 3 | 3 | 3 | <5 | 3 | 5 |
| Solder internal diameter | 1.8 | 1.8 | 1.6 | 1.6 | 1.6 | 1.2 |

## Plug Male Contact

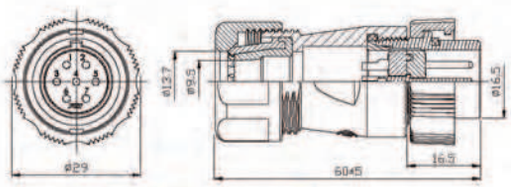

**WPM-20❖-SPM-R**

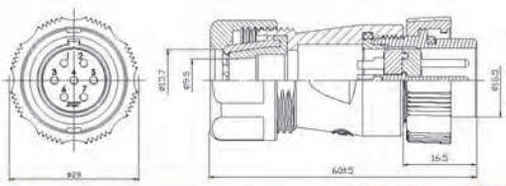

**WPM-20❖-WSPM2.5-R** 2.5=轉接5/16"尼龍管 Connected with 5/16" nylon tube

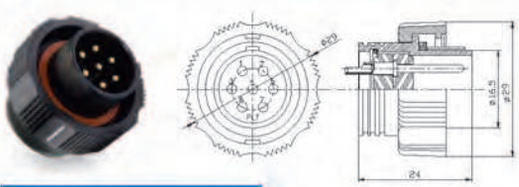

**WPM-20❖-PM-R**

**WPM-20❖-RCa-R**

## Socket Female Contact

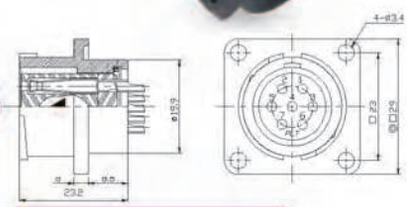

**WPM-20❖-RF-R**

## Plug Female Contact

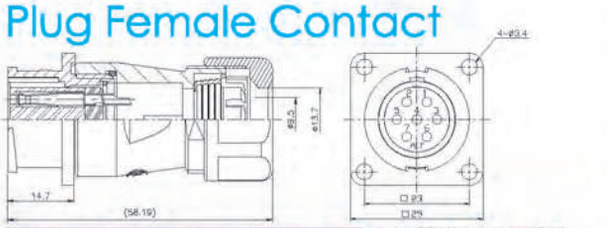

**WPM-20❖-WGPF2.5-R** 2.5=轉接5/16"尼龍管 Connected with 5/16" nylon tube

## Adapter Female Contact

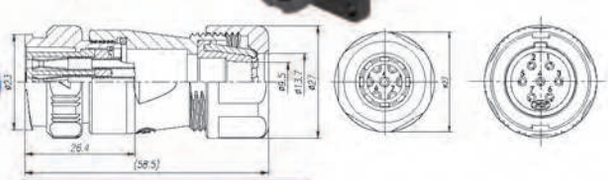

**WPM-20❖-ADF-R**

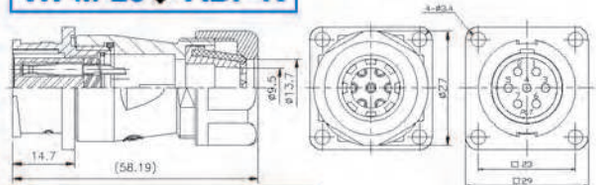

**WPM-20❖-ADFA-R**

RF, SPM, WGPF, WSPM, PM, ADF, RCa, ADFA

| ❖ No. of contacts | 2 | 3 | 4 | 5 | 7 | 12 |
|---|---|---|---|---|---|---|
| Contacts Configuration |  | 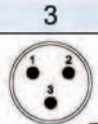 | | | | 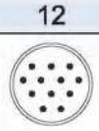 |
| Rated voltage | 250V AC | 250V AC | 250V AC | 250V AC | 250V AC | 250V AC |
| Rated current | 15A | 15A | 15A | 15A | 10A | 5A |
| Operating voltage limit (AC.V.rms) | 250 | 250 | 250 | 250 | 250 | 250 |
| Withstanding voltage (AC.V. rms) 1 minute | 1500 | 1500 | 1500 | 1500 | 1500 | 1000 |
| Insulation resistance (MΩ MIN.) at DC 500V | 2000 | 2000 | 2000 | 2000 | 2000 | 1000 |
| Contact resistance (mΩ MAX.) at DC 1A | 3 | 3 | 5 | <5 | 3 | 5 |
| Solder internal diameter | 1.8 | 1.8 | 1.6 | 1.6 | 1.6 | 1.2 |

## Socket Female Contact

## Plug Male Contact

**WPM-21❖-RF-R**

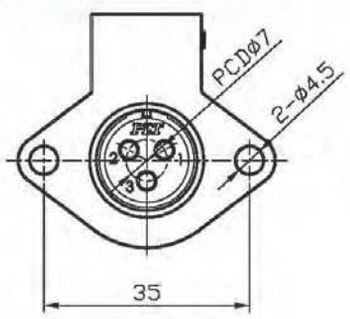


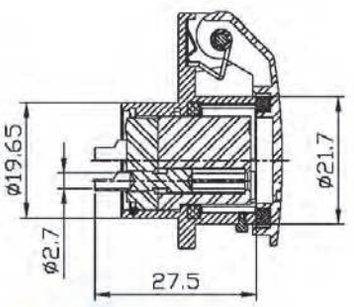


RF → PM

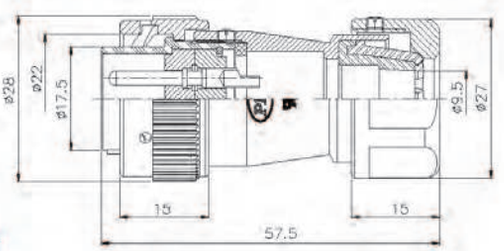


**WPM-21❖-PM-R**

| ❖ No. of contacts | 3 | | | | | |
|---|---|---|---|---|---|---|
| Contacts Configuration | | | | | | |
| Rated voltage | 250V AC | | | | | |
| Rated current | 15A | | | | | |
| Operating voltage limit (AC.V.rms) | 250 | | | | | |
| Withstanding voltage (AC.V. rms) 1 minute | 1500 | | | | | |
| Insulation resistance (MΩ MIN.) at DC 500V | 2000 | | | | | |
| Contact resistance (mΩ MAX.) at DC 1A | 3 | | | | | |

## Plug Female Contact

## Socket Male Contact

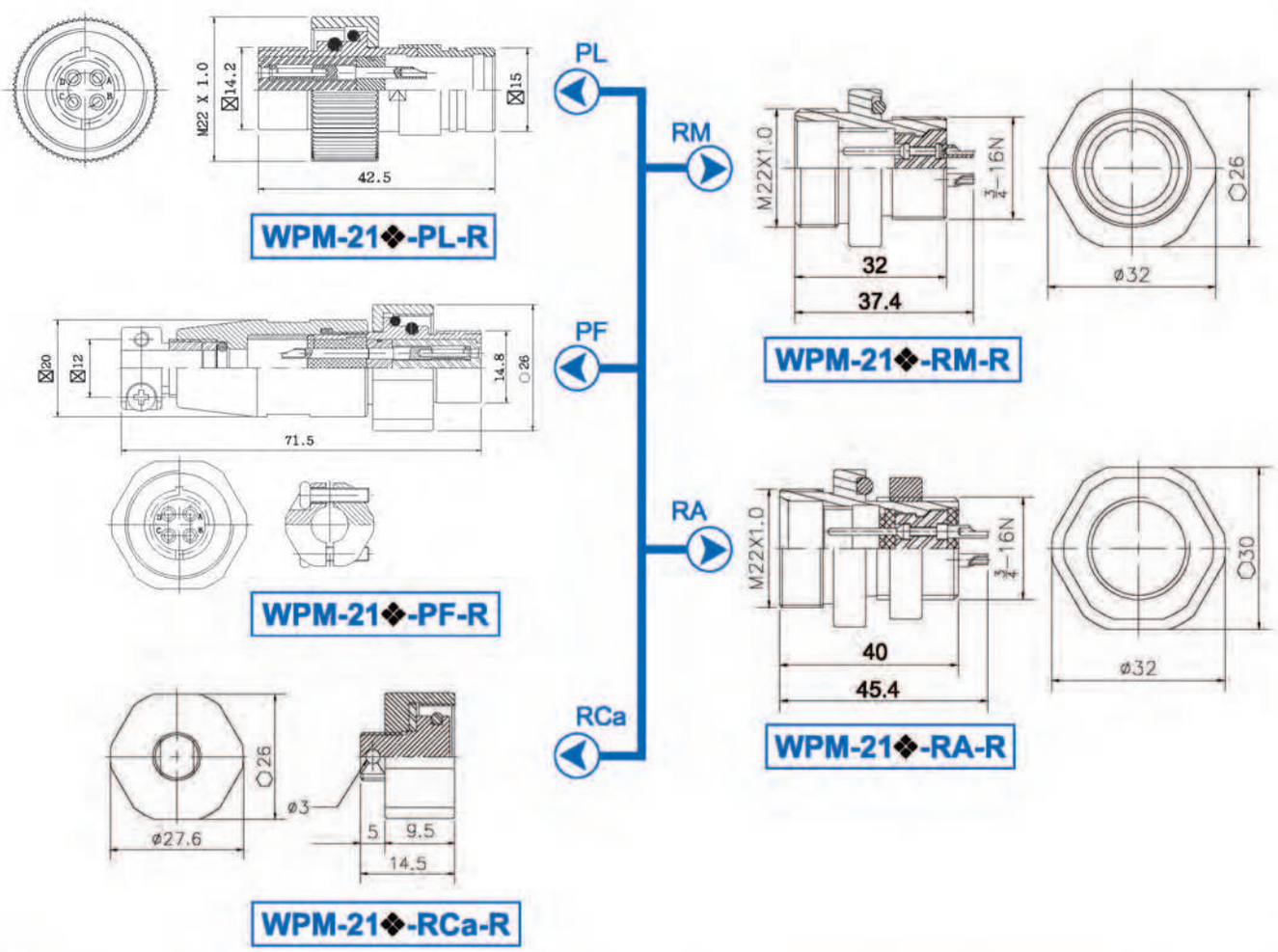


| No. of contacts | 4 | | | | | |
|---|---|---|---|---|---|---|
| Contacts Configuration | | | | | | |
| Rated voltage | 250V AC | | | | | |
| Rated current | 15A | | | | | |
| Operating voltage limit (AC.V.rms) | 250 | | | | | |
| Insulation resistance (MΩ MIN.) at DC 500V | 1500 | | | | | |
| Contact resistance (mΩ MAX.) at DC 1A | 3 | | | | | |
| Solder internal diameter | 1.5 | | | | | |

## Plug Male Contact

### WPM-223-PM-R

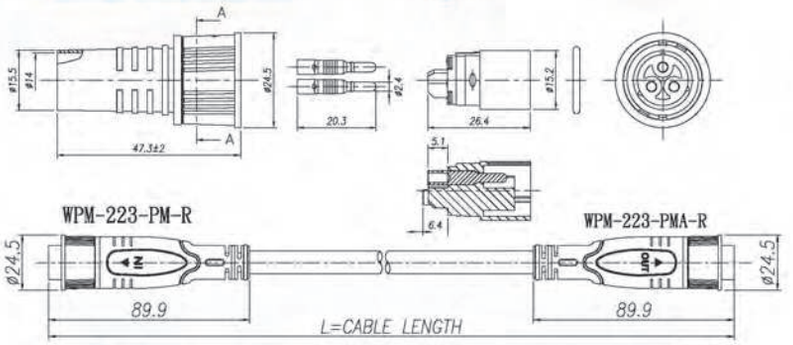


| No. | Electrical Specification | |
|---|---|---|
| 1 | Insulation resistance (MΩ MIN.) at DC 500V | ≧ 100MΩ at DC500V |
| 2 | Withstanding voltage (AC.V.rms) 1 minute | ≧ AC600V / 1 Minute |

### WPM-223-PMA-R

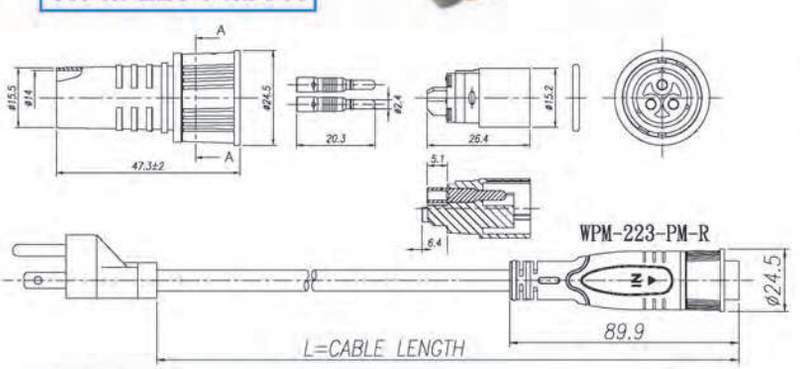


| No. | Electrical Specification | |
|---|---|---|
| 1 | Insulation resistance (MΩ MIN.) at DC 500V | ≧ 100MΩ at DC500V |
| 2 | Withstanding voltage (AC.V.rms) 1 minute | ≧ AC300V / 1 Minute |

## Socket Female Contact

### WPM-223-RF-R

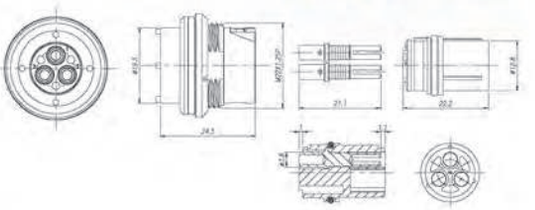

### WPM-223-RFA-R

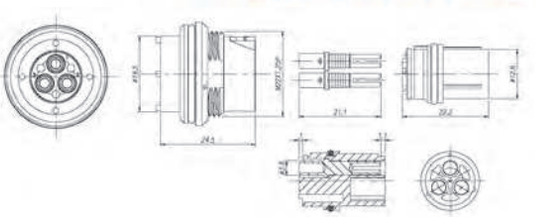

| No. of contacts | 3 | | | | | |
|---|---|---|---|---|---|---|
| Contacts Configuration | 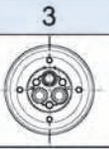 | | | | | |
| Rated voltage | 600V AC | | | | | |
| Rated current | 23A | | | | | |
| Withstanding voltage (AC.V. rms) 1 minute | 2000 | | | | | |
| Insulation resistance (MΩ MIN.) at DC 500V | 5000 | | | | | |
| Contact resistance (mΩ MAX.) at DC 1A | 3 | | | | | |

## Socket Male Contact

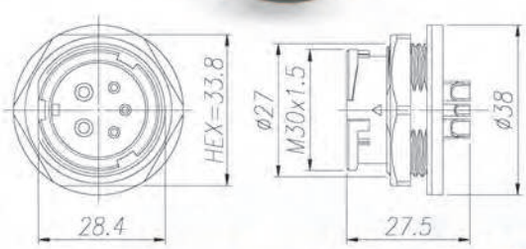


## Plug Female Contact

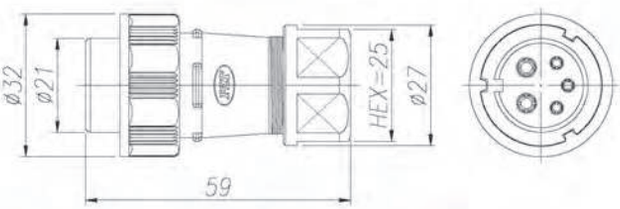


**WPM-305A-RM-R** ◀ RM — PF ▶ **WPM-305A-PF-R**

| No. of contacts | 5 |
|---|---|
| Contacts Configuration | 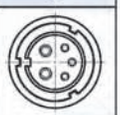 |
| Rated voltage | 250V AC |
| Rated current | 5A / 20A |
| Operating voltage limit (AC.V.rms) | 250 |
| Withstanding voltage (AC.V. rms) 1 minute | 1000 |
| Insulation resistance (MΩ MIN.) at DC 500V | 1000 |
| Contact resistance (mΩ MAX.) at DC 1A | 3 |

| No. of contacts | 5 | 10 |
|---|---|---|
| Contacts Configuration | | 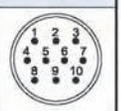 |
| Rated voltage | 250V AC | 250V AC |
| Rated current | 15A | 10A |
| Operating voltage limit (AC.V.rms) | 400 | 250 |
| Withstanding voltage (AC.V. rms) 1 minute | 1800 | 1000 |
| Insulation resistance (MΩ MIN.) at DC 500V | 2000 | 2000 |
| Contact resistance (mΩ MAX.) at DC 1A | 3 | 3 |
| Solder internal diameter | 2.8 | 1.6 |

## Socket Female Contact

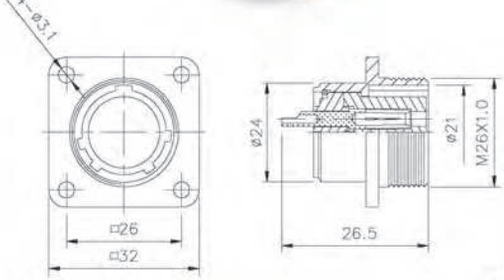


**PLS-24❖-RF-R**

## Plug Male Contact

**WPM-24❖-PM-R**

RF — PM

## OEM / ODM

Waterproof Connector

Plug Female Contact

**WPM-1814-PF**

Socket Male Contact

**WPM-1814-RM**

Plug Male Contact

**WPM-1814-PM**

Socket Female Contact

**WPM-1814-RF**

## IPO / OEM / ODM

Plug Male Contact

**WPM-3831-PM**

Socket Female Contact

**WPM-3831-RF**

## Socket Female Contact

## Plug Male Contact

RF

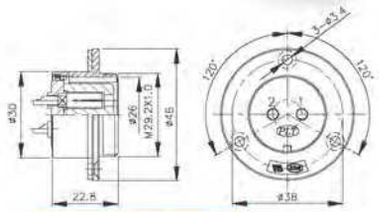

PLT-30❖-RF-R

PM

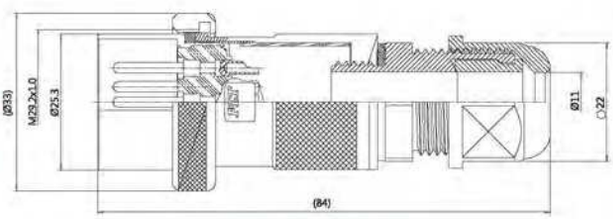

WPS-30❖-PM-R

PLT-304E-RF-R

RCa

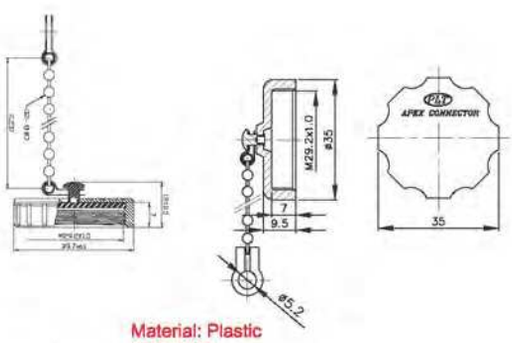

Material: Plastic
材質:塑膠

PLT-30A-RCa-R

PLT-307E-RF-R

## Adapter Female Contact

ADF

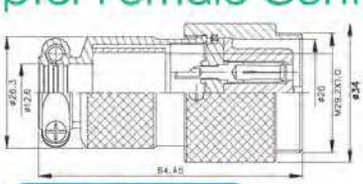

PLT-30❖-ADF-R

Material: Plastic
材質:塑膠

PAT A-591PX

Material: Zinc Alloy
材質:鋅合金

PLT-30C-RCa-R

| ❖ No. of contacts | 2 | 3 | 4 | 5 | 7 | 8 | | |
|---|---|---|---|---|---|---|---|---|
| Contacts Configuration | TÜV | TÜV | TÜV | TÜV | TÜV | TÜV | | |
| Rated current / voltage | 15A 250V | 15A 250V | 15A 250V | 15A 250V | 15A 250V | 10A 250V | | |
| Operating voltage limit (AC.V.rms) | 400 | 400 | 400 | 400 | 400 | 300 | | |
| Withstanding voltage (AC.V. rms) 1 minute | 2000 | 2000 | 2000 | 1800 | 1800 | 1800 | | |
| Insulation resistance (MΩ MIN.) at DC 500V | 2000 | 2000 | 2000 | 2000 | 2000 | 2000 | | |
| Contact resistance (mΩ MAX.) at DC 1A | 3 | 3 | 3 | 3 | 3 | 3 | | |
| Solder internal diameter | 2.8 | 2.8 | 2.8 | 2.8 | 2 | 2.5 | | |

PLP Series

PLP Series

PLP Series

PLP Series

PLP-141P20 Series

PLP-154P6 Series

M-6029 Series

# PLP Series 重載連接器



## ORDERING INFORMATION

**PLP-116A-16B**

- 16B : 16 POLE HOOD
  16C : 16 POLE HOUSING
  24B : 24 POLE HOOD
  24C : 24 POLE HOUSING
  16M : 16 POLE MALE INSERT
  16F : 16 POLE FEMALE INSERT
  24M : 24 POLE MALE INSERT
  24F : 24 POLE FEMALE INSERT
- NUMBER OF CONTACTS 接點數量
- NAME OF SERIES 系列名稱

| | |
|---|---|
| Rated current | 16A max |
| Rated voltage | 380~450V |
| Withstanding voltage (AC.V. rms) 1 minute | 3000V |
| Contact resistance (mΩ MAX.) at DC 1A | 1 mΩ |
| Insulation resistance (MΩ MIN.) at DC 500V | 5000 mΩ |
| Water protection | IP65 |
| Temperature range | -40°C~125°C |

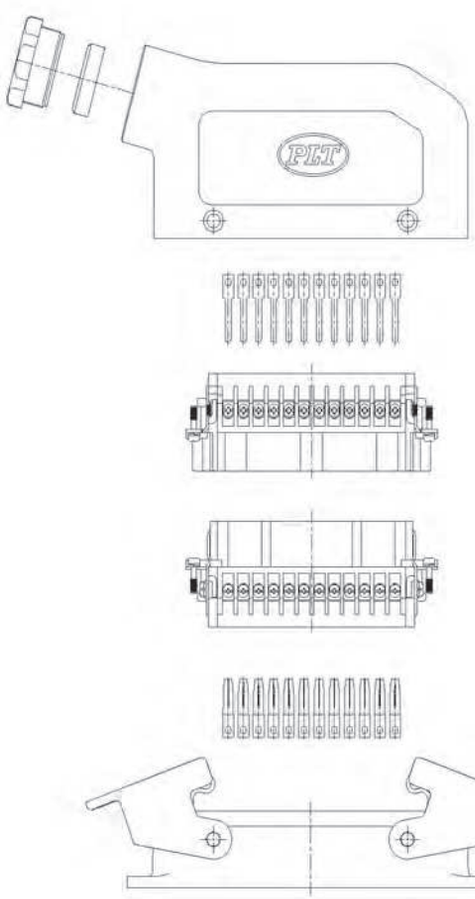

**MALE INSERT**
**PLP-116A-16M**

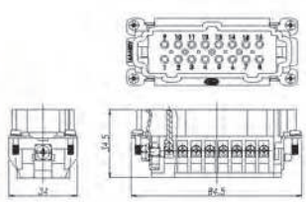

**FEMALE INSERT**
**PLP-116A-16F**

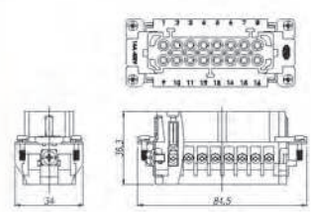

**HOODS**
**PLP-116A-16B**

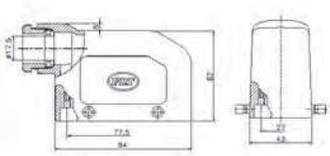

**HOUSING**
**PLP-116A-16C**

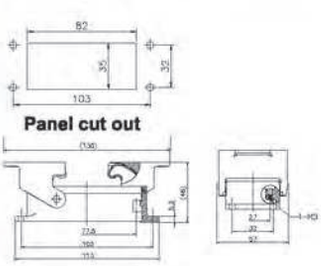


⚠ **WARNING** : Electric Shock Hazard, Do Not Hot Plugging.
⚠ 警告 : 為避免觸電，通電狀態下禁止插拔電源線連接器.
⚠ 警告 : 感電の恐れがありますので、通電中に電源コードの挿抜を行わないでください。

● 以上機種可設計防水型 Above models could be altered to waterproof types IP65 IP67 IP68

# PLP Series

PLP-124B-24B-PM
PLP-124B-24B-PF
PLP-124C-24B-PM
PLP-124C-24B-PF

PLP-116A-PM

PLP-124A-PM

PLP-116A-RF

PLP-124A-RF

PLP-124B-24B+
PLP-124B-24C

PLP-124B-24B-PF+
PLP-124HI-24C-RM

PLP-124B-24B-PF+
PLP-124A-RM

PLP-124A-24F+
PLP-124A-24M



● 以上機種可設計防水型 Above models could be altered to waterproof types IP65 IP67 IP68

## PLP-141P20 Series

## PLP Series

### PLP-141P20A

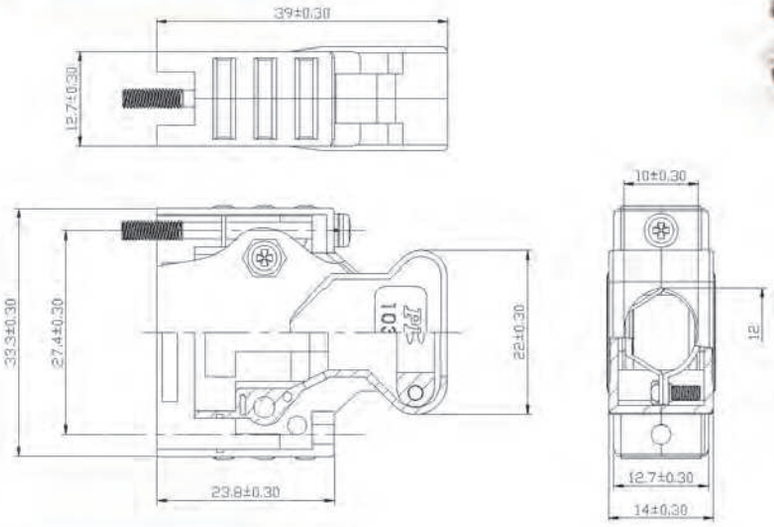


### PLP-141P20B

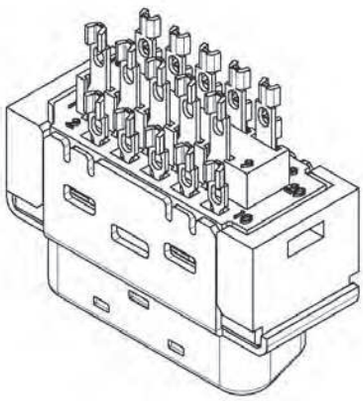

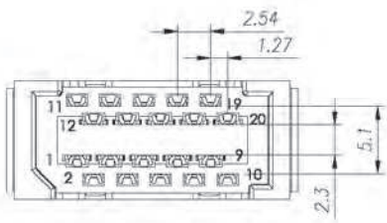


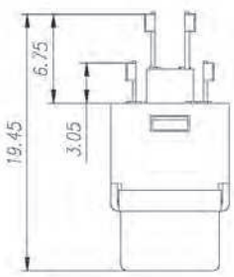


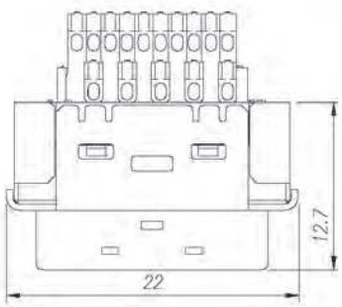


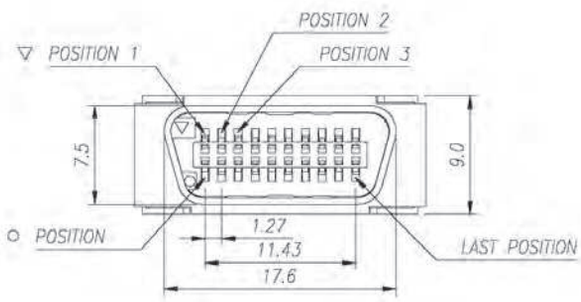


| No. of contacts | 20 | | | |
|---|---|---|---|---|
| Contacts Configuration |  | | | |
| Rated current | 1A | | | |
| Withstanding voltage (AC.V. rms) 1 minute | 500 | | | |
| Insulation resistance (MΩ MIN.) at DC 500V | >1x10$^8$ Ω | | | |

## PLP-154P6 Series

PLP Series

**PLP-154P6-R**

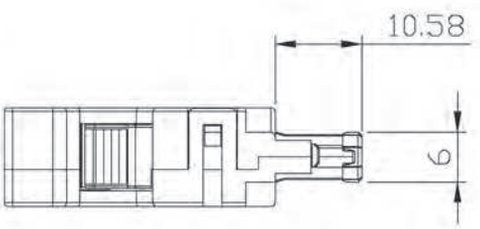


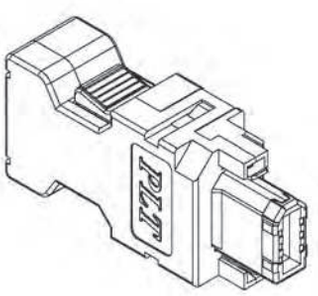


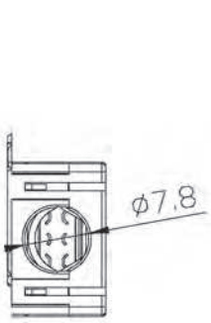


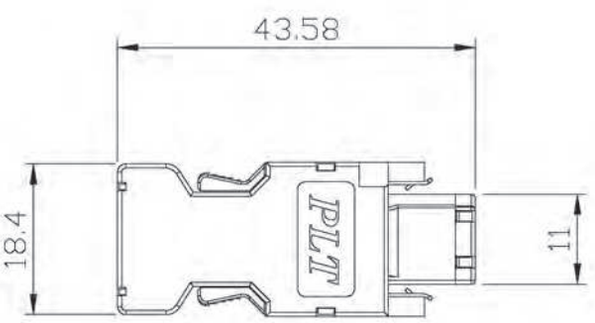


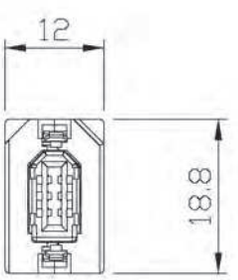


| No. of contacts | 6 | | | |
|---|---|---|---|---|
| Contacts Configuration | 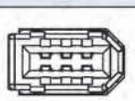 | | | |
| Rated current | 1A | | | |
| Withstanding voltage (AC.V. rms) 1 minute | 350 | | | |
| Insulation resistance (MΩ MIN.) at DC 500V | 1000 | | | |
| Contact resistance (mΩ MAX.) at DC 1A | 20 | | | |

## Plug Male Contact

## Socket Female Contact

**M-6029**

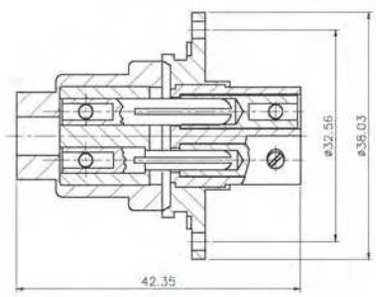


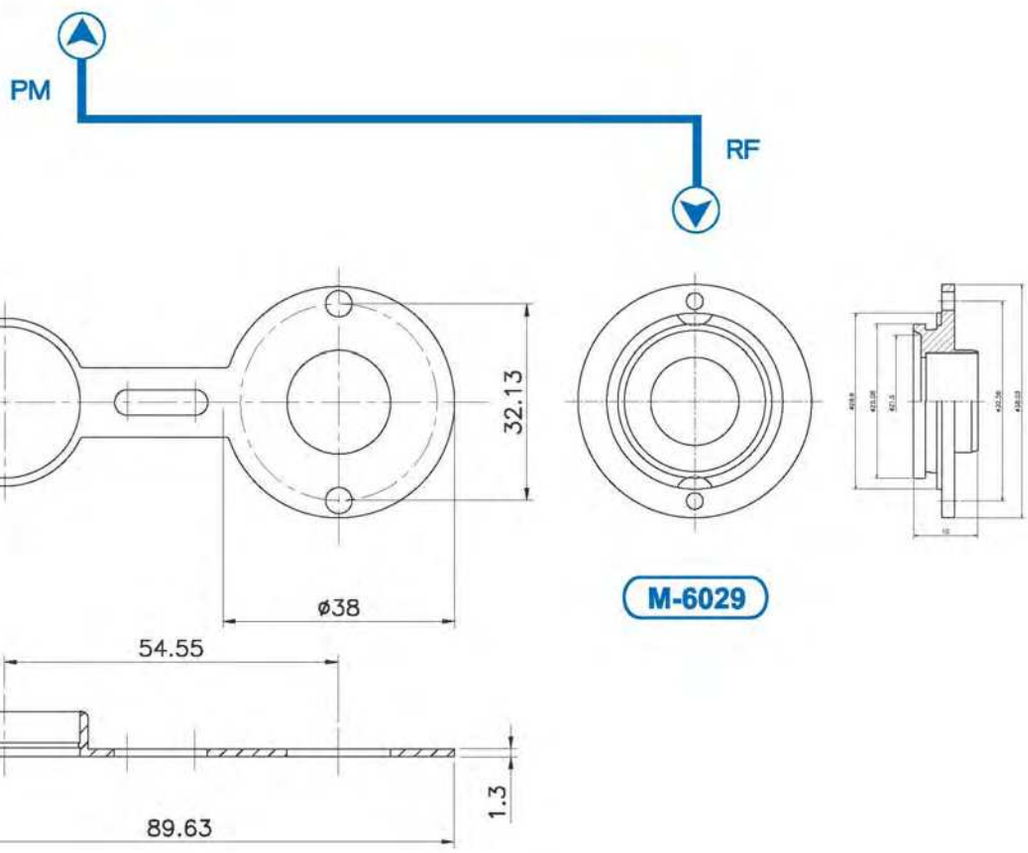


Patent of invention, all rights reserved 專利產品，仿冒必究

www.plt.com.tw
產品多元 / 網站查詢
Diverse products on website

# BUSINESS SCOPE

**100% 台灣製造**
**MADE IN TAIWAN**

**The 1st Business Unit**
**Connector**
Military / Waterproof / RF Coaxial / Industrial Series

**The 2nd Business Unit**
**Various Types of Molds**
Customized Mold and Machinery Components Design & Manufacturing

**The 3rd Business Unit**
**Wire Assembly**

**The 4th Business Unit**
**Wireless Communication**
Antenna / Transceiver / Peripheral Accessories

**The 5th Business Unit**
**Precision Machine Manufacturing**
CNC Turning and Milling Compound Lathe / Precision Arbor Press and Mechanical Press Manufacturing

**The 6th Business Unit**
**Medical Facilities for Senior Health Care**
Wireless Remote Control Patient Care System / Medical Care On-Call System

**The 7th Business Unit**
**Channels of Distribution for Products Solution**

- A S 9100D 航太國防工業品質管理系統認證通過
  Quality Management Systems-Requirements For Aviation, Space, and Defense Organizations
- IATF 16949 全球汽車產業品質管理系統認證通過
  Certified In Global Automobile Industry
- ISO 9001 國際品質管理系統認證通過
  Environmental Management Systems
- ISO 14001 國際環境管理系統認證通過
  Quality Management Systems

■ 注意事項：

1.本目錄記載數據僅供參考，詳細內容請參考式樣書或圖面。 2. 本目錄記載內容為了改進產品如有變更，恕不另行通知敬請見諒。
3.UL安規認證通過項目，以UL官網 https://app.myportal.ul.com 或本公司提供結構圖面為憑。 4. 防水測試等級，參照結構圖面記載為依據。

- The product information in this catalog is for reference only. Please request the engineering drawing for the most current and accurate design information.
- In order to make improvements in the products,we reserve the right to make changes, updates and corrections to the information provided in this catalog at any time. Subject to change without notice. Thank you for your understanding.
- The products from APEX are tested and passed by UL certification. Please check the official website of UL https://app.myportal.ul.com or refer to structural drawing from APEX.
- Level of water-proof is described on structural drawing and please refer to it accordingly.

Agent / 代理商

OEM / ODM


APEX CONNECTOR SINCE 1978

**錩鋼精密科技股份有限公司**
MANUFACTURER — OEM / ODM
**APEX PRECISION TECHNOLOGY CORP.**

總公司/總廠 Headquarters ：24264 新北市新莊區民安西路405號 E-mail : apexmail@plt.com.tw
No. 405, Min-an W. Rd.,Sinjhuang District , New Taipei City 24264 , Taiwan
TEL：+886-2-2206-8899 FAX：+886-2-2208-0559

台中/大雅廠 Taichung Plant ：42844 台中市大雅區民生路3段191巷4號、6號、8號（面積8,888 m²）
No. 8, Lane 191, Section 3,Minsheng Rd., Daya District, Taichung City 42844, Taiwan
TEL：+886-4-2560-7272 FAX：+886-4-2565-2228

台南/仁德廠 Tainan Plant ：71755 台南市仁德區文華路2段63號
No. 63, Section 2, Wenhua Rd., Rende District, Tainan City 71755, Taiwan
TEL：+886-6-266-7798 FAX：+886-6-266-7859

日本分公司 Japan Branch Office ：株式会社 PLT JAPAN Technology R&D / Import & Export
〒151-0053 東京都渋谷区代々木3丁目28番-1
28-1, Yoyogi 3-Chome, Shibuya-ku, Tokyo, Japan
TEL：+81-3-6276-8845 FAX：+81-3-6276-6645 Mobile : +81-80-4166-2688

客訴專線 Customer complaint direct line : +886-932-921-146


IPO 專業採購服務 策略聯盟合作夥伴
PLT 錩鋼爾也富 倉儲配銷購物網 APEX CONNECTOR CO., LTD.


Copyright © 2021 by APEX, all rights reserved 版權所有 翻印必究


Version : S-187EO-132-4 • Printed in 2023 / 01