浙江博众电气有限公司

ZHEJIANG BOZHONG ELECTRIC CO., LTD

承　认　书

SPECIFICATION FOR APPROVAL

客 户 名 称 Customer: _____

贵司料号CUSTOMER P/N: _____

敝司料号INTERIOR P/N: WTCO2AXXBX

贵公司承认印 Approal slgnatures

料 号/Part No.	签　章/Signatures

Send us a copy of reference, thank you!　　日期 Date:

地址: 浙江省乐清市虹桥镇信岙工业区
Add: Xinao Industry Zone Hongqiao Yueqing Zhejiang
电话/Tel: 86-0577-57573366
传真/Fax: 86-0577-57573373
Http://www.cnbozhong.com
Alibaba: Http://dezhimei.cn.alibaba.com

拟制/Drawn	朱元隆
审核/Check	赵[illegible]峰
批准/Approved	陈乐峰

WWW.DZYJZJ.COM

WTC02AXXBX

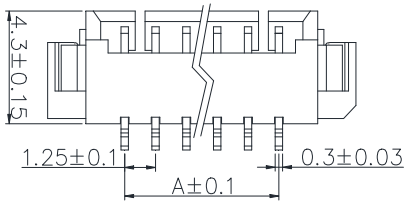

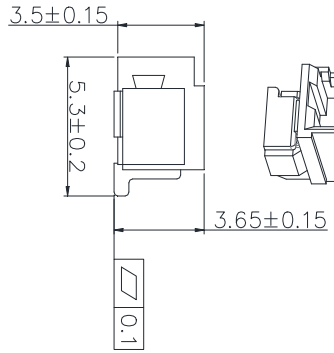

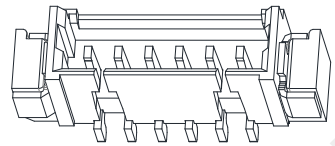

1、极数 Number of polesr:2-16
2、工作温度 Working Temperature:-40℃-+85℃
3、额定电压 Voltage rating :125V AC
4、额定电流 Rated curren : 1A
4、接触电阻 Contact resistance:≤30mΩ
5、绝缘电阻 Insulation resistance:≥100MΩ
6、耐压 Withstand voltage :250V AC
7、端子 Terminal :黄铜 Brass
外壳 Housing :LCP

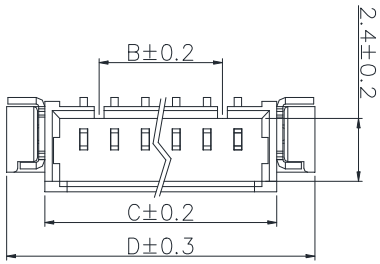

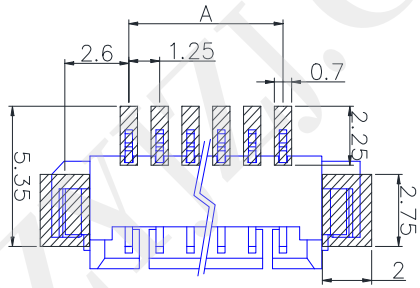

PCB.焊接图
PCB.WELDING DRAWING

	A	B	C	D
2P	1.25	/	4.40	7.50
3P	2.50	/	5.65	8.75
4P	3.75	2.50	6.90	10.00
5P	5.00	3.75	8.15	11.25
6P	6.25	5.00	9.40	12.50
7P	7.50	6.25	10.65	13.75
8P	8.75	7.50	11.90	15.00
9P	10.00	8.75	13.15	16.25
10P	11.25	10.00	14.40	17.50
11P	12.50	11.25	15.65	18.75
12P	13.75	12.50	16.90	20.00
13P	15.00	13.75	18.15	21.25
14P	16.25	15.00	19.40	22.50
15P	17.50	16.25	20.65	23.75
16P	18.75	17.50	21.90	25.00

WT C 0 2 A □□ B □

极数:
02、03、04
...16

电镀方式:
B:亮锡

包装方式:
A:散装
B:编带

标记 SING	处数 FREQUENCY	更改文件号 REVISION	签名 APPROVED	日期 DATE

第一视角
FIRST VIEW

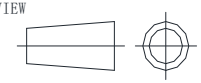

设计 DESIGN	朱元隆	2022.12.01	
审核 CHECKED	赵晓峰	2022.12.01	
批准 APPROVED	陈乐峰	2022.12.01	

比例 SCALE	1:1
单位 UNIT	mm
重量 WEIGHT	

一般公差 GENERAL TOLERANCE	
≥0~2<	±0.20
≥2~5<	±0.30
≥5	±0.50
角度 ANGLE	±0.5°

名称/NAME:
针座

型号/MODEL:
WTC02AXXBX

BZCN 浙江博众电气有限公司
ZHEJIANG BOZHONG ELECTRONIC CO.,LTD.

WWW.DZWZI.COM

SPECIFICATION

1、 适用范围

APPLICATION

此规格书适用于线对板连接器的相关要求

This specification is applicable to relevant requirements of wire to board connector

2、 使用条件

SERVICE CONDITIONS

2.1 环境温度：-40℃～+85℃

Ambient temperature Range：-40℃～+85℃

3、外观及尺寸

Appearance and Dimension

3.1 产品表面不应有对制品有害的缺陷、污垢、裂痕及机械损伤；接触件无锈蚀、镀层氧化、脱落等现象

Appearance:Product surface without defect、dirt、crack、and mechanical damang,

Contact without rust,plating not oxided and not peeled

3.2 外形尺寸：参考图纸

Dimension:According to drawings

4、材料

Material

名 称 NAME	材 质 MATERIALS
主体 Main body	LCP（本色）
端子 Sit uip	黄铜
焊护耳 Solder tabs	黄铜

5、 电气性能

Electrical Performance

NO.	项目 ITEM	试验条件 TEST CONDITIONS	要求 REQUIREMENTS
5.1	接触电阻 Contact Resistance	适合嵌合状态；开放电压20mV 以下；短路电流 10mA的状态下测定。 Mate applicable and measure by dry circuit, 20mΩ MAX, 10mA	≤ 30mΩMAX

WWW.DZYIZJ.COM

SPECIFICATION

5.2	绝缘电阻 Insulation Resistance	适合嵌合状态；相邻端子间或端子与地面间加DC 100V下测定。 Mate applicable and apply 100V DC between adjacent terminal or ground.	≥ 100MΩ
5.3	耐电压 Dielectric	适合嵌合状态；相邻端子间或端子与地面间加AC250V（有效值）历时1分钟下测定。 Mate applicable and apply 250V AC(rms)for 1minute between adjacent terminal or ground.	无击穿、无飞弧 There should be no breakdown and flashover

6、 机械性能：

MECHANICAL SPECIFICATION

NO.	项目 ITEM	试验条件 TEST CONDITIONS	要求 REQUIREMENTS
6.1	端子保持力 Terminal Retention Force	单一端子；以每分钟25±3mm的速度平行向外拉 Pull the terminal at the speed rate of 25±3mm per minute	≥ 1.96N

WWW.DZYIZJ.COM

SPECIFICATION

7、 环境和其他性能：

ENVIRONMENTAL PERFORMANCE AND OTHERS

NO.	项目 ITEM	试验条件 TEST CONDITIONS	要求 REQUIREMENTS
7.1	重复拔插 Repeated Insertion and Withdrawal	无通电状态；以10次/分钟的速度插拔20次 Insertion and withdrawal catuator up to 20 cycles at the speed rate of less than 10 cyclea/minute	试验后接触电阻≤ 60mΩ
7.2	耐热性 Heat Resistance	适合嵌合状态； 85±2℃的空气中；放置 96 小时；再回到室温中放置 1-2 小时 85±2℃， 96 hour	试验后外观无损坏， 接触电阻≤ 60mΩ

WWW.DZYJZJ.COM

SPECIFICATION

7.3	耐寒性 Cold Resistance	适合嵌合状态； -40±2℃的空气中；放置 96 小时；再回到室温中放置 1-2 小时 -40±2℃， 96 hour	试验后外观无损坏， 接触电阻≤ 60mΩ
7.4	耐湿性 Humidity	适合嵌合状态； 40±2℃、 相对湿度90-95%的空气中；放置 96 小时； 再回到室温中 0.5 小时内测定 Temperature: 40±2℃ Relative Humidity: 90-95% Duration: 96 Hours	试验后外观无损坏， 接触电阻≤ 60mΩ 满足耐电压测试， 绝缘电阻≥ 20MΩ
7.5	温度循环 Temperature Cycling	适合嵌合状态； -40±3℃ 30 分钟； 85±2℃ 30 分钟；温度转换时间30分钟，循环5次。 5 cycles of: a)-40±3℃ 30 minutes B)85±2℃ 30 minutes	试验后外观无损坏， 接触电阻≤ 60mΩ

WWW.BZYJZJ.COM

SPECIFICATION

7.6	盐雾试验 Salt Mist (铁材质不做盐雾要求)	在嵌合状态以下列设定条件下进行测量: The switch shall be checked after following test: （1）温度：35℃±2℃ temperature: 35℃±2℃ （2）盐溶液浓度：5±1%（质量百分比） salt solution : 5±1%(solids by mass) （3）时间：8h Time: 8h 实验后的盐沉积物后水冲掉 After test, salt deposit shall be removed by running water.	金属件上没有腐蚀斑点 No remarkable corrosion shall be recognized in metal part.
7.7	可焊性 Solderability	端子前端侵入 235±5℃的锡槽中；历时 2±0.5 sec。 Soldering Time: 2±0.5 sec. Soldering Temperature: 235±5℃ 0.2 mm from terminal tip	除边缘外涂层应均匀覆盖90%以上 Except for the edge, the coating should cover a minimum 90%

下图为所推荐的回流焊温度曲线图
The following diagram shows the recommended reflow soldering temperature profile.

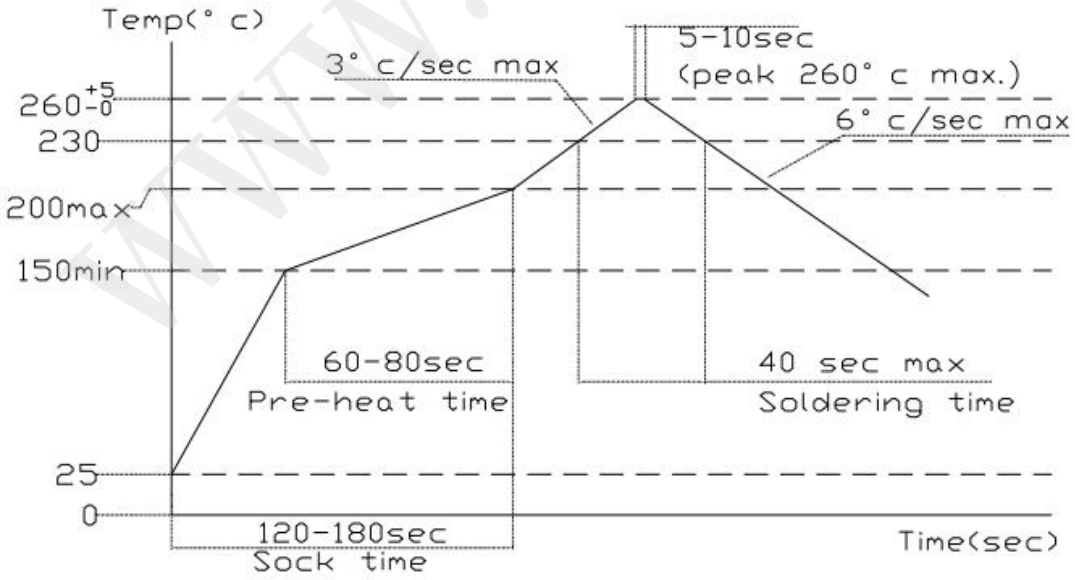

WWW.DZYIZJ.COM